



ORACLE

Responsive Self Service Procurement

24B New Features and Extensibility

Karlay Tan

Senior Director, Product Management

Safe harbor statement

The following is intended to outline our general product direction. It is intended for information purposes only, and may not be incorporated into any contract. It is not a commitment to deliver any material, code, or functionality, and should not be relied upon in making purchasing decisions. The development, release, timing, and pricing of any features or functionality described for Oracle's products may change and remains at the sole discretion of Oracle Corporation.

Agenda

1

**Product
Announcement
- Reminder**

2

**24B Features
Overview &
Demo**

3

**Extensibility &
Guided Journey**

4

Roadmap

5

Q&A

Reminder of the upcoming change in 25A



Action Required



Hello Oracle Cloud User,

This is a reminder that in Fusion Applications Update 25A, we will be retiring the Self-Service Procurement Cloud – Purchase Requisitions application and replacing it with the new Responsive Self-Service Procurement application. This modern, responsive application, built using the Redwood design framework, is available now and can be used across devices such as mobile phones, tablets, and laptops. You have been identified as a customer who may be impacted by this change.

Who is affected?

Customers who are using or implementing the classic Self-Service Procurement Cloud, accessible via the Purchase Requisitions tile or navigation menu item, to create or manage requisitions may be affected.

What is changing?

Beginning with Fusion Applications Update 25A, the classic Self-Service Procurement Cloud Purchase Requisitions application will be replaced with the Responsive Self-Service Procurement application. As a result, customers must enable the new application for their users.

What are my immediate actions?

- Review the Responsive Self-Service Procurement application and the implementation steps to enable the functionality for your users. See the “How do I enable the Responsive SSP application” topic in the [FAQ – Responsive Self Service Procurement app replacing Purchase Requisitions work area in 25A](#) Customer Connect post.
- If you are a new Self-Service Procurement Cloud customer, we recommend that you **only** implement and roll out the new Responsive Self-Service Procurement application.

Where can I learn more?

- Review the [list of support features](#) in the Responsive Self Service Procurement Application.
- Review the [Product Documentation](#) for the Responsive Self-Service Procurement Application.
- Attend [Customer Connect events](#) or review event recordings on the Responsive Self-Service Procurement Application. The next event will be held on February 5, 2024, at 10:00 am PST.

Reminder

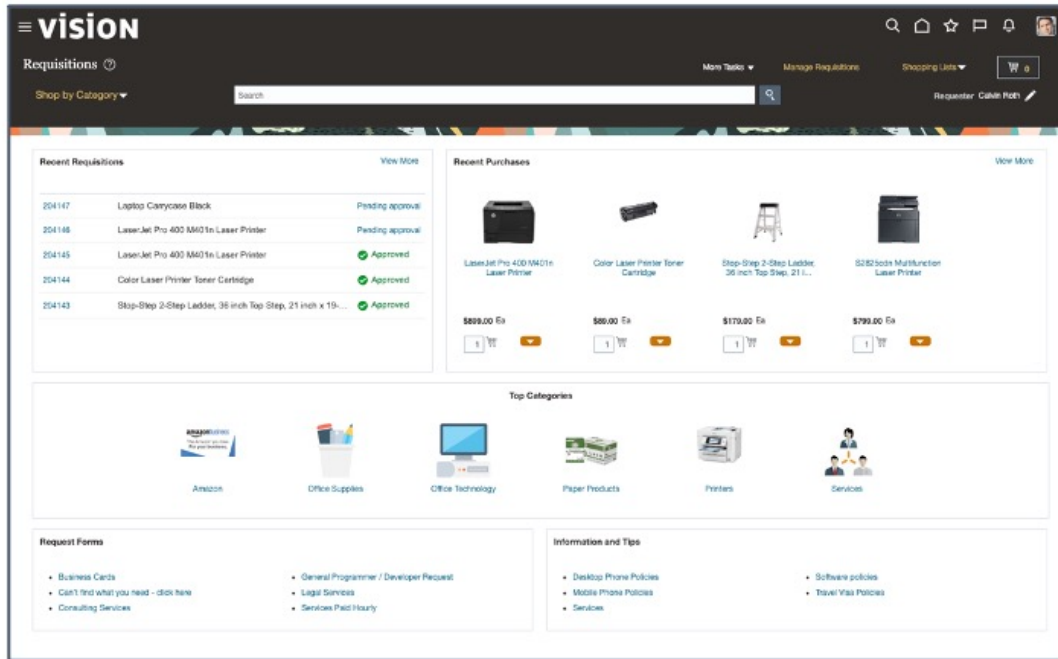
“Classic” Purchase Requisitions Application retiring in 25A, replaced by Responsive SSP



(Classic) Purchase Requisitions Application Retiring 25A

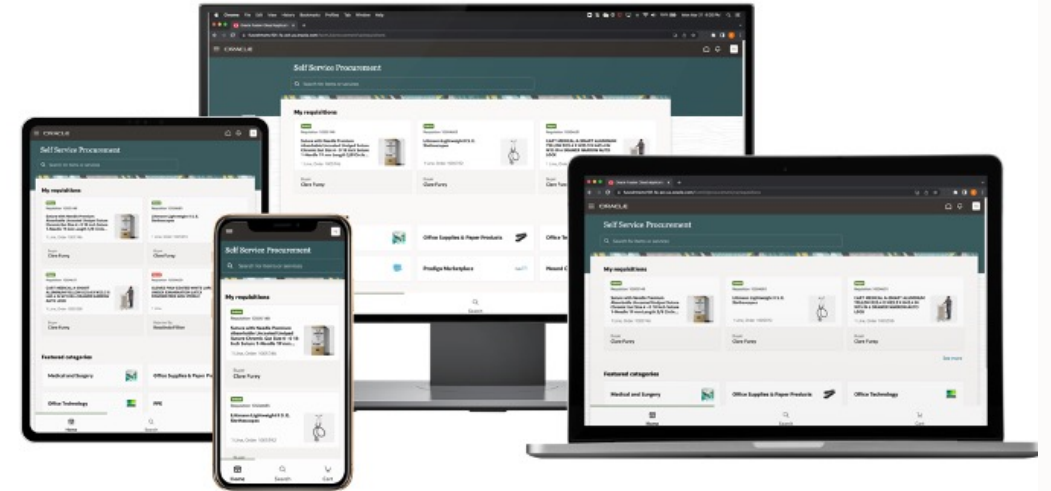
Replaced by the Responsive Self Service Procurement Application

Purchase Requisitions Application (Retiring in 25A)



Responsive Self Service Procurement Application (Available now)

Will be replaced with



Where can I learn more?

Announcements & Past Events

1. [Knowledge Article](#) – Features supported in the Responsive Self Service Procurement Application
2. [Announcement](#) on Classic Purchase Requisitions application retiring in 25A
3. [FAQ](#) – Responsive Self Service Procurement app replacing Classic Self Service Procurement Application in 25A
4. Customer Connect [Event Recording](#) on Responsive Self Service Procurement application

If you haven't yet started:

Start now - Review and plan for the switchover to Responsive SSP



The Next Generation of Self Service Procurement in the Cloud

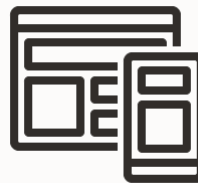
Modern Consumer Grade User Experience

- Simplified employee shopping experience
- Reduce support & training costs
- High adoption & user satisfaction ensures more of your spend is at the best price possible



Consistent Experience across Devices

- Responsive application works on desktops, laptops, tablets and mobile
- Your requesters can create requisitions wherever and whenever they need to



Powerful, Intelligent New Search Experience

- Support for additional attributes, built-in fuzzy matching and enhanced relevance ranking of search results
- Refine search results by adding multiple keywords
- Automatic search suggestions based on recent searches and available catalog content



Features available on RSSP only

1. Content zones by deliver-to locations (24B)
2. Procure goods from preferred sources during catalog shopping (24B)
3. Create requisitions requiring special handling (24B)
4. Additional supplier contact emails for requisitions (24A & 24B)
5. Display item extensible information for master items on catalog product details
6. Search requisition lines using master item SPN and MPN
7. Change catalog item description and pricing during shopping
8. Catalog/requisition search autosuggestions
9. Enhanced requisition status
 1. Action required status for requisition lines with invoice holds (overbilling/receipt required)
 2. Beyond “Approved” status
10. Search shopping lists
11. View current approver
12. View and search against supplier/ manufacturing trading partner items & GTIN on the master item in catalog search
13. View multiple item images on product details

and more...

24B Features



Responsive Self Service Procurement

Features available in the 24B update

1. Multiple (split) distributions
2. Distribution level DFFs
3. Preview requisition approvers before req submission
4. Refine requisition search using filters
5. View requisition lifecycle
6. View requisition document history
7. Change description for agreement based items during shopping
8. Incremental extensibility support

-
9. Guided Buying – Preferred Supplier Source & Alternate Sources *(new)*
 10. Content zones by deliver-to locations *(new)*
 11. Special Handling Requisitions *(new)*
 12. Additional Supplier Contact Email *(new)*



Multiple distributions

- Prior to 24B, you can only specify a single charge account or project on a requisition line
- Starting in 24B, you will be able to split a requisition line into multiple distributions
 - If destination type is Inventory, only a single distribution is supported
- Distributions can be specified on the line level

Delivery and Billing Details

Requisition 10504351

Cancel Update

Deliver-to Location Type: Internal
Deliver-to Location: Seattle
Deliver-to Address: 614 1st Ave, SEATTLE,WA 98104, KING, United States

Billing

Total Percentage	Total Amount	Total Quantity
100	\$3499	100

Distribution 1
01-111-1110-1400-000, Project 12, 5.1

Percentage	Amount	Quantity	...
50	\$1749.5	50	...

Distribution 2
01-111-1110-1400-000, PJS MT Project, 4.0

Percentage	Amount	Quantity	...
50	\$1749.5	50	...



Distribution level DFFs

- Prior to 24B, you can specify header and line level DFFs
- Starting 24B, you can also enter **distribution level DFFs**

Distribution 2

Amount \$4,500.00	Percentage 50
----------------------	------------------

Project costing

Project Number ▼

Charge account

Select favorite charge account Enter charge account number

Charge To
01-112-1110-2148-000 ↗

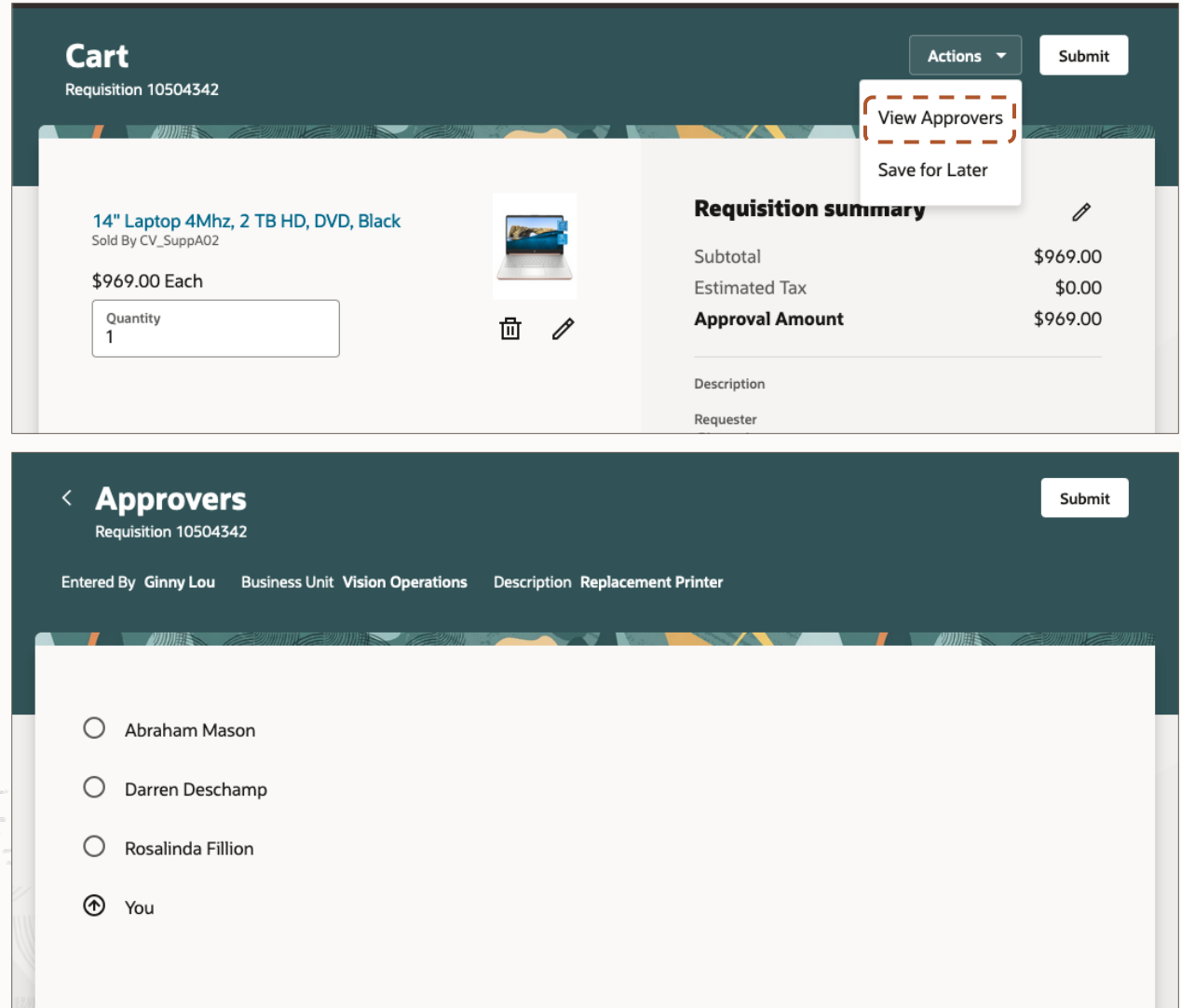
Additional information

Department ID 2412	Budget Review Required? No ▼
-----------------------	--



Preview requisition approvers before requisition submission

- Starting in 24B, requesters can preview the approvals list prior to submitting their requisitions
- This helps the requesters know how many approvers will need to review this request and get a sense of how long the approvals may take.



Refine requisition search using filters

- In 24B, besides the ability to easily search for requisitions you are looking for, we have also added **filter support**.
- You can filter by
 - Requisitioning BU
 - Creation Date
 - Submission Date
 - Action Required
 - Requisition Status
 - Supplier
 - Category
 - Deliver-to Location
- By default, the value with the highest count is displayed

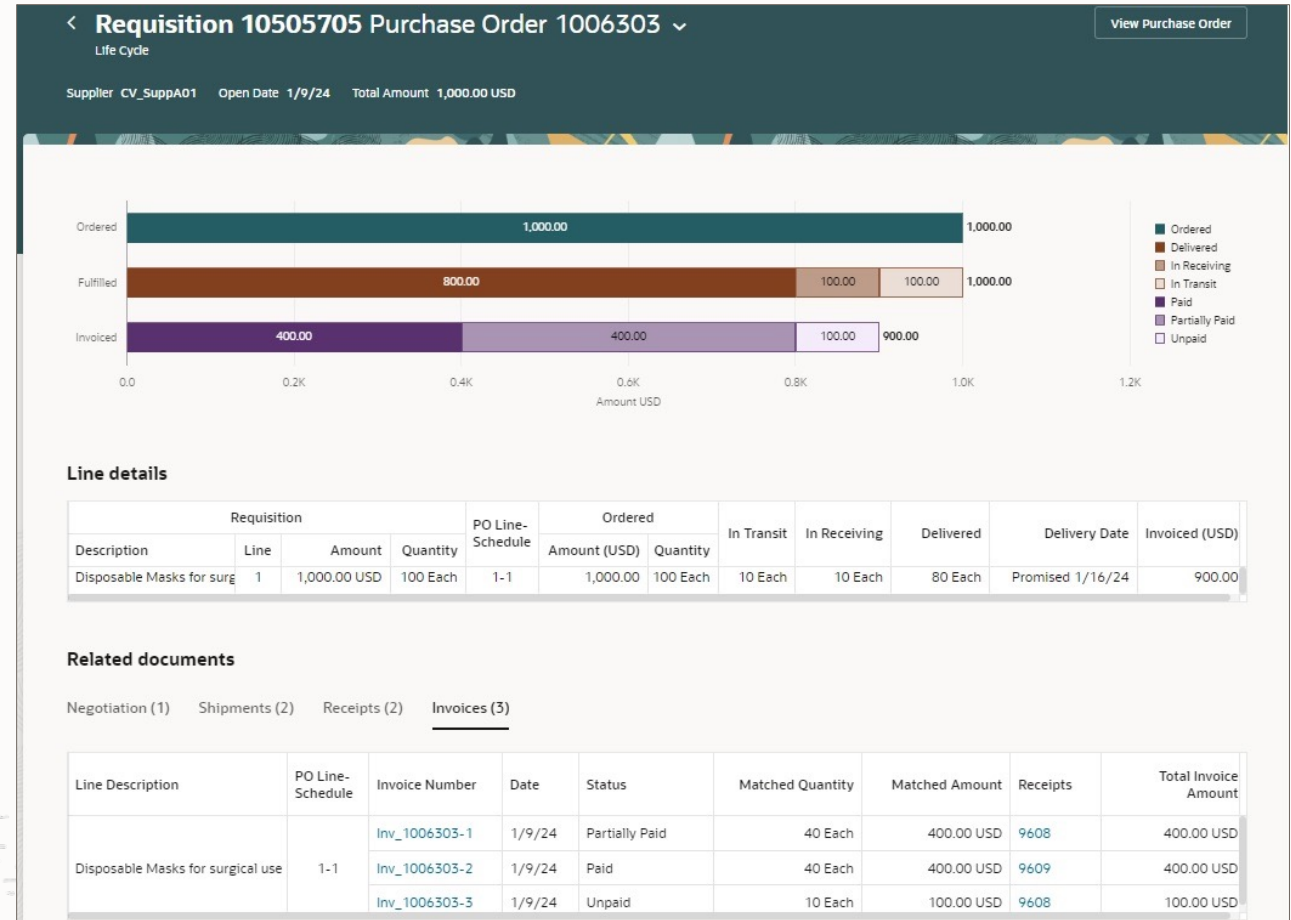
The screenshot shows the 'My Requisitions' interface. At the top, there is a search bar labeled 'Search for requisitions'. Below it, there are several filter buttons: 'Submission Date This Year 14', 'Creation Date Last Quarter 13', 'Category Laptop Computer 3', and 'Supplier CV_SuppA02 9'. A 'More Filters' button is also present. The main area displays a list of 15 results. The first row is for requisition 10504341, 'New website UX design services', with a status of 'Approved'. The second row is for requisition 10504340, 'Office Projector', with a status of 'Ordered'. The third row is for requisition 10504292, 'Red-Beam Laser Pointer, Slide Manager, Black', with a status of 'Draft'. A 'More Filters' dropdown menu is open, showing options for 'Requisition Status', 'Special Handling Request Type', 'Action Required', 'Requester', 'Deliver-to Location', and 'Requisitioning BU'. The dropdown menu is highlighted with a red dashed border.

Requisition ID	Description	Status	Action Required	Requester	Deliver-to Location	Requisitioning BU
10504341	New website UX design services	Approved	Bill Only		4/7/24	
10504340	Office Projector	Ordered	Create change order	Rosalinda Fillion	1 Each	2/29/24
10504292	Red-Beam Laser Pointer, Slide Manager, Black	Draft				



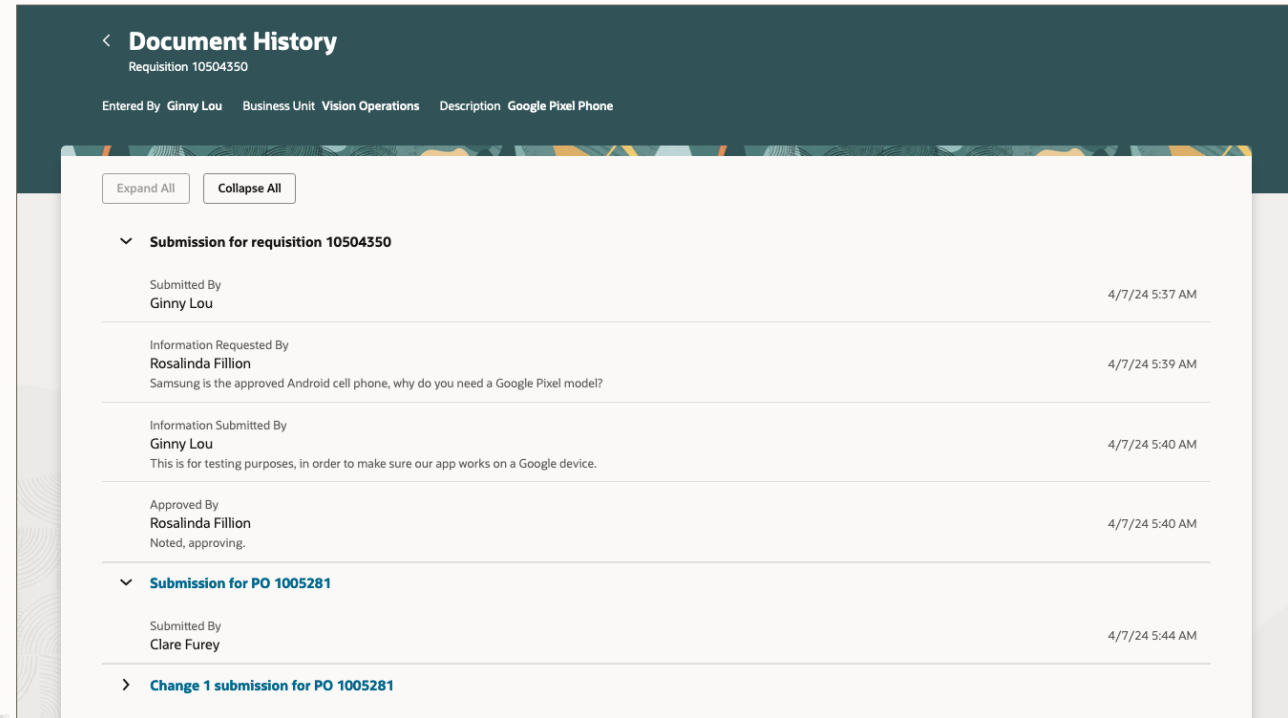
View requisition lifecycle

- Get a summary view of the fulfillment status of your requisitions from the view lifecycle screen
- At a glance view of info from related transactions for your requisition
- Drill into the related documents, such as
 - Negotiations
 - Purchase Orders
 - Shipments
 - Receipts
 - Invoices
- Enhancements beyond what was available on the Classic UI
 - Bar chart summary view
 - Invoice hold status (overbilled/receipt required)



View requisition document history

- View the list of actions performed on a requisition, such as
 - Type of action
 - When action was taken
 - Who took the action
 - Comments, if applicable
- Actions can include
 - Requisition submission
 - Requisition cancellation
 - Approval actions (approve, reject, request for more info, reassignment of approval task)
 - Buyer modification to req
 - Downstream events such as order creation or change order
 - Supplier acceptance or rejection of an order



< Document History
Requisition 10504350

Entered By **Ginny Lou** Business Unit **Vision Operations** Description **Google Pixel Phone**

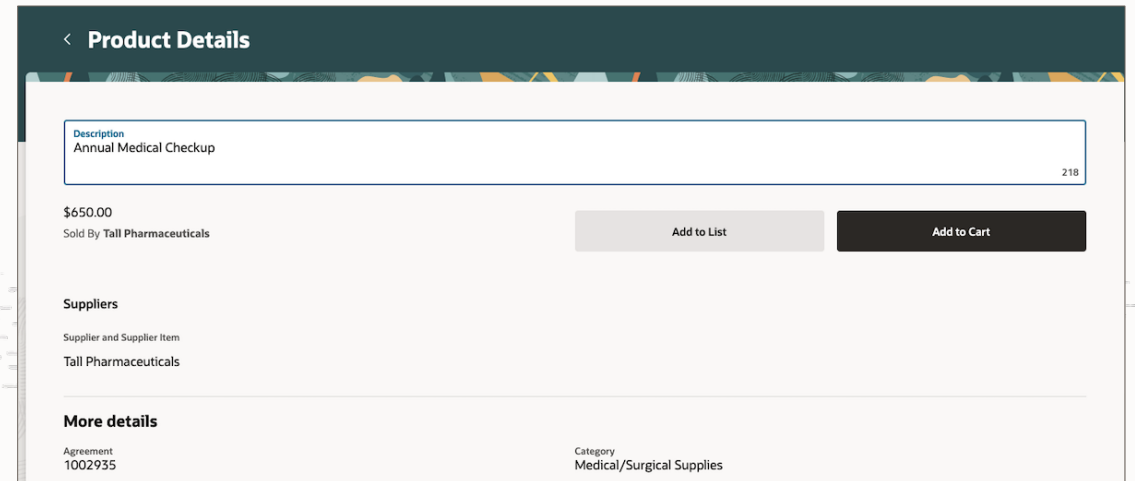
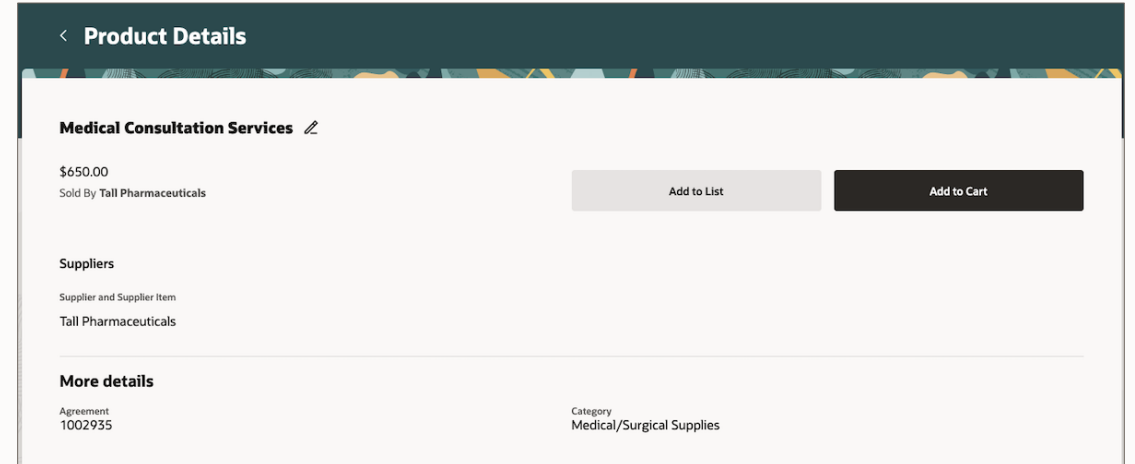
Expand All Collapse All

- ▼ **Submission for requisition 10504350**
 - Submitted By **Ginny Lou** 4/7/24 5:37 AM
 - Information Requested By **Rosalinda Fillion** 4/7/24 5:39 AM
Samsung is the approved Android cell phone, why do you need a Google Pixel model?
 - Information Submitted By **Ginny Lou** 4/7/24 5:40 AM
This is for testing purposes, in order to make sure our app works on a Google device.
 - Approved By **Rosalinda Fillion** 4/7/24 5:40 AM
Noted, approving.
- ▼ **Submission for PO 1005281**
 - Submitted By **Clare Furey** 4/7/24 5:44 AM

> [Change 1 submission for PO 1005281](#)

Change description for agreement based items during shopping

- In 24A, catalog item description update is supported for master items
- Further enhanced in 24B to allow update of description of a product/service on a **blanket purchase agreement line** from the Product Details page
- Example of when this feature is used
 - Generic BPA lines are created and requesters are expected to augment with additional item description details
- Updated description flows to the purchase order and supplier



Procure goods from preferred sources

Business Requirement

In some industries, such as Healthcare, you may have multiple sources for fulfilling an item. For example:

- Inventory/stocked items
- Primary Distributors
- Suppliers/Vendors
- Direct from Manufacturers

The type of request and delivery location often drive the fulfillment source

- New opt-in feature in 24B - Procure goods from preferred sources during catalog shopping
 - Take the burden off the end user needing to know what to pick, and guides the user to the right item and right price

3M™ Health Care Particulate Respirator and Surgical Mask 1860, N95 20/Box

\$71.20 Case
Supply Source
Cardinal Health
Or [Select another source](#)

Quantity
1

[Add to List](#) [Add to Cart](#)

NIOSH Approved: N95 FDA Cleared for use as surgical mask Helps protect against certain airborne biological particles Fluid resistant and disposable SKU: 70070612364 UPC: 50707387419429 This health care particulate respirator and surgical mask helps provi...
[See more](#)

Manufacturers and suppliers

Manufacturer and Manufacturer Part Number	Supplier and Supplier Item
3M Healthcare 1860S	Cardinal Health CD-82084

More details

Item 3M N95 Face Mask	Agreement 1002908
--------------------------	----------------------

Procure goods from preferred sources

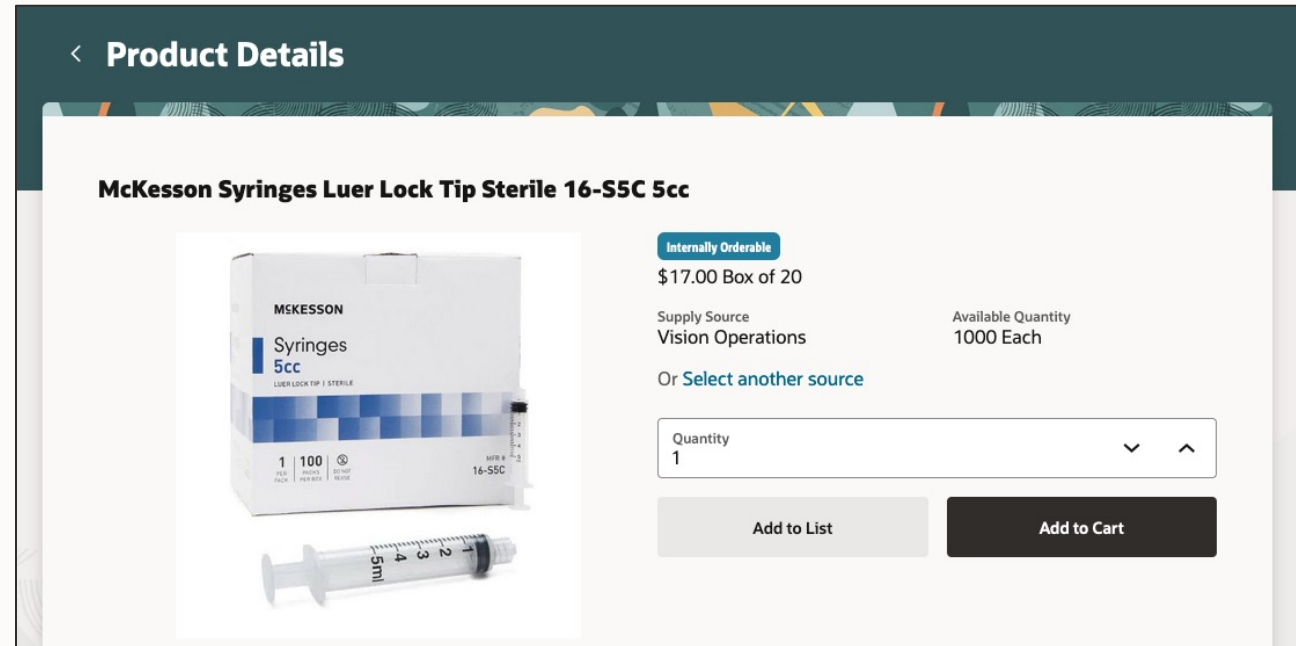
Enhanced shopping experience in Responsive SSP

Business Requirement

Guide requesters to the best source for an item

Enhancements

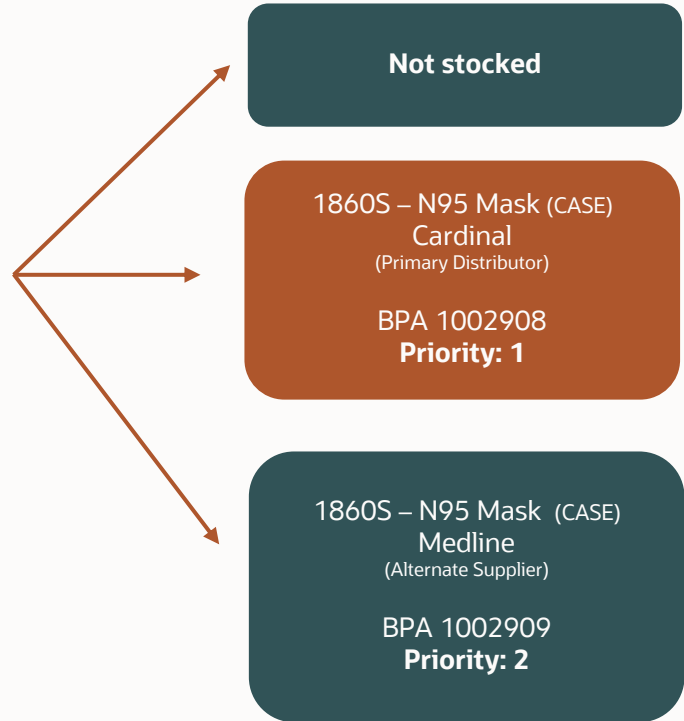
1. Requesters are guided to add an item from the highest priority source
2. If internally orderable, internal source will be highest priority, followed by ranked external sources
 - **Unit of issue & transfer price** will be displayed for internal source
3. List of alternate sources displayed if available to user for the item
 - Displayed based on priority
 - Ability to add from other sources
 - New privilege to control who can view/add from alternate sources



Procure goods from preferred sources

Preferred Source Example

MPN 1860S



The Cardinal agreement is the best source.

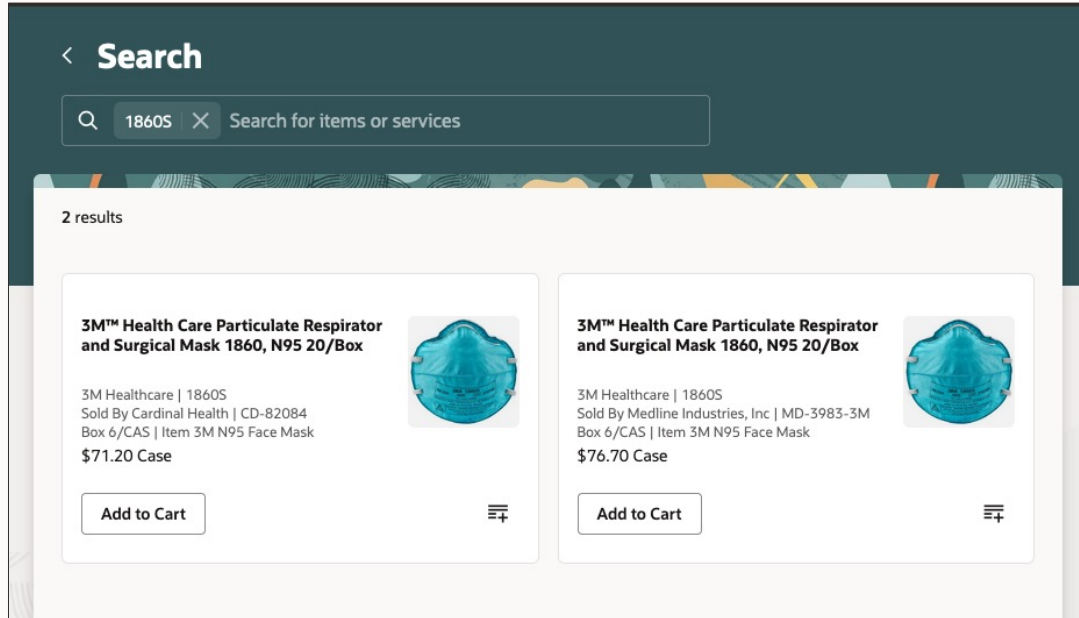
Requester will be guided to order from Cardinal when ordering for the pediatric locations.



Procure goods from preferred sources

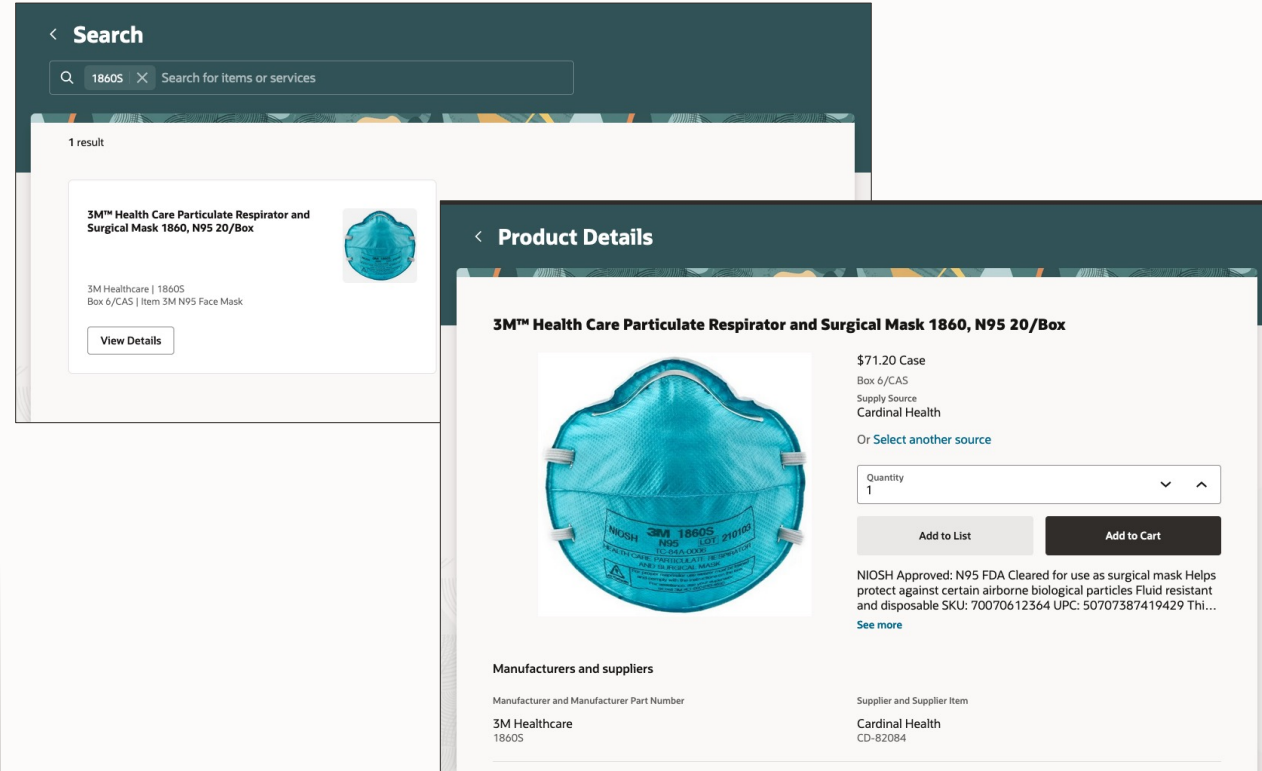
Enhanced shopping experience in Responsive SSP

Without Opt-in



Each BPA for the master item is a separate search result and user needs to know which one to add

With Opt-in



A master item is returned once in search and the preferred source is defaulted



Procure goods from preferred sources

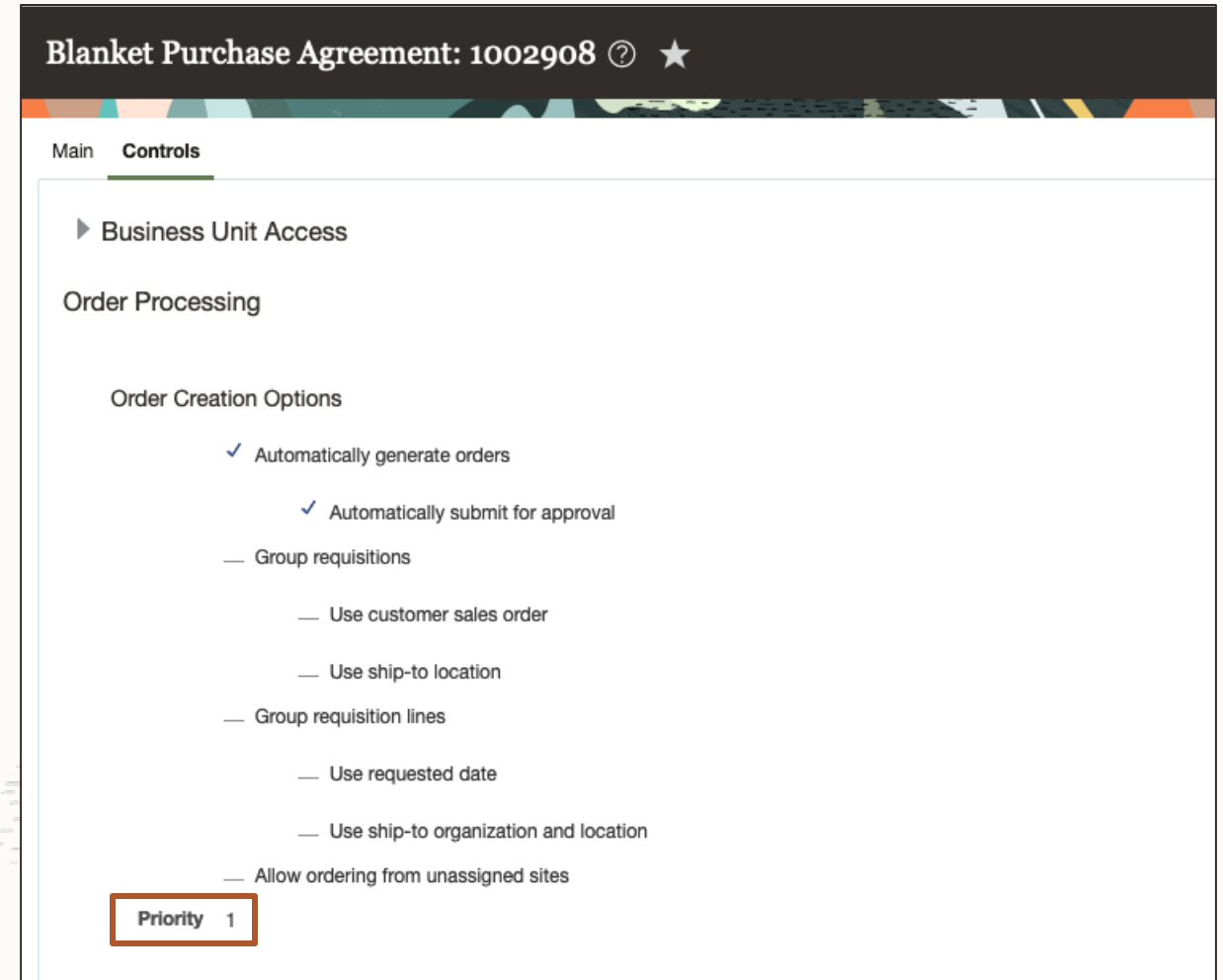
Ranking on BPA to drive external source preferences (24A)

Business Requirement

Need to be able to indicate priority/ranking for external sources in order to guide the end user to the best source

Enhancements

1. Specify ranking on BPA header level that will drive the display and derivation of external sources in SSP



The screenshot displays the Oracle Procurement Cloud interface for a Blanket Purchase Agreement (BPA) with ID 1002908. The page title is "Blanket Purchase Agreement: 1002908" with a help icon and a star. The main navigation bar shows "Main" and "Controls". The "Controls" section is expanded, showing "Business Unit Access" and "Order Processing". Under "Order Processing", there are "Order Creation Options" with several checkboxes: "Automatically generate orders" (checked), "Automatically submit for approval" (checked), "Group requisitions" (unchecked), "Use customer sales order" (unchecked), "Use ship-to location" (unchecked), "Group requisition lines" (unchecked), "Use requested date" (unchecked), "Use ship-to organization and location" (unchecked), and "Allow ordering from unassigned sites" (unchecked). A "Priority 1" field is highlighted with a red box at the bottom of the controls section.

Preferred Source Demo by Deliver-to locations

Pediatrics Locations

Source Priority

1. Inventory, if available
2. Primary Distributor (Cardinal)
3. Alternate Supplier (Medline)

MPN 1860S



Not stocked

1860S – N95 Mask (CASE)
Cardinal
(Primary Distributor)

BPA 1002908
Priority: 1

1860S – N95 Mask (CASE)
Medline
(Alternate Supplier)

BPA 1002909
Priority: 2

The Cardinal agreement is the best source.

Requester will be guided to order from Cardinal when ordering for the pediatric locations.

Other Locations

Source Priority

1. McKesson Medical

MPN 1860S



Not stocked

1860S N95 Mask (CASE)
McKesson Medical

BPA 1002911

Only available from McKesson



Secure content by deliver-to location

Business Requirement

Need to control access to negotiated items by departments and/or deliver-to locations

Enhancements in 24B

- Another layer of security by **deliver-to location** on content zones
 - Create content zones by one or more deliver-to locations for catalogs/smart forms/public shopping lists
 - New security level will only be supported in the new SSP responsive app
- REST service available to bulk upload/manage content zones with deliver-to location assignments

Edit Content Zone: Pediatric Locations ? Save Save and Close Cancel

Procurement BU: Vision Operations

* Content Zone: Pediatric Locations

Description:

Usage: Requisitioning Procurement

Catalogs
 Public Shopping Lists
 Smart Forms ?
 Security ?

Available to all requisitioning BUs
 Secured by requisitioning BU
 Secured by worker
 Secured by deliver-to location

Actions ▼ View ▼ Format ▼ ✕ 📄 🗨️ 🧊 Freeze 🔗 Detach 🔙 Wrap

Deliver-to Location
Pediatrics Floor 1 Storeroom 1
Pediatrics Floor 4 Storeroom 5
Pediatrics OR

Create requisitions requiring special handling

Create special handling requisitions, such as for bill-only purposes in healthcare.

- Additional header and line attributes
- Drive approvals based on type
- 1 req to 1 PO enforcement
- Require buyer review of PO
- Automatic receipt creation

The screenshot displays the Oracle Self Service Procurement interface. The main header shows 'ORACLE' and 'Self Service Procurement' with the location 'Vision Operations | Pediatrics Floor 1 Storeroom 1'. A search bar is present. Below, a 'My recent requisitions' section shows two items: a draft requisition for 'Suture with Needle Coated Vicryl™ Absorbable Coated Undyed Suture Braided...' and a pending approval requisition for '3M™ Health Care Particulate Respirator and Surgical Mask 1860, N95 20/Box'. A 'Special handling request' modal is open on the right, containing fields for 'Type' (set to 'Bill Only'), 'Physician Name', 'Date of Service' (with a calendar icon), and 'Reference Number'. At the bottom of the modal are 'Cancel' and 'Create' buttons.

Watch replay of March 18th Customer Connect [Event](#) on this feature

Additional supplier contact email

24A & B New Feature

Requesters can specify additional supplier contact email for PO communications

- 24A
 - Noncatalog requests
 - Smart form requests
- 24B
 - Catalog lines - Master item/BPA
 - You can specify an additional supplier contact email on individual lines or for all lines on a req if all lines are from the same supplier

How to enable

- 24A opt-in: [Assign Additional Supplier Contact Emails for Requisitions and Purchase Orders](#)

User needs to have a privilege to provide this information: `POR_ALLOW_ADDITIONAL_CONTACT_EMAIL_PRIV`

Supplier

Supplier Advantage Corp	Supplier Site SEATTLE_HQ
Supplier Contact	
Additional Contact Email	

Extensibility & Guided Journey



Extensible User Experience

Capabilities

- Sections (such as on the homepage): Reorder, Hide/Show
- Add custom content to page, including using Guided Journey

Using Business Rules Framework

- Hide/Show fields
- Define default values
- Make fields required
- Make fields read-only/editable
- Reorder fields

Also supported

- Create a new section
- Reorder sections

The screenshot shows the Oracle Business Rules Framework interface for 'CreateEditRequisitionLine'. The interface is divided into several sections:

- Header:** 'CreateEditRequisitionLine' with a 'Saved 10:01 AM' indicator and tabs for 'Express' and 'Advanced'. There are also icons for undo, redo, and a 'Publish' button.
- Navigation:** 'Rule Sets', 'Fields', 'Business Rules (1)', and 'Validations'.
- Search and Filter:** A search bar 'Filter for fields, regions, rules' and a '+ Rule' button.
- Left Panel:** Contains 'Fields', 'Regions', and 'Rules' tabs. Under 'Extension Rules', there is a 'CAB Demo' rule. Under 'Built-in Rules', there is a 'Default' rule.
- Main Content Area:**
 - CAB Demo:** A rule titled 'CAB Demo' with a status of 'Active'. Below it, a 'Conditions' section states 'This rule is always applied.' with an 'Edit Condition' button.
 - Regions and Fields:** A table with columns 'Required', 'Hidden', 'Read Only', and 'Value'. It lists various fields under the 'Item Section' category, such as 'CategoryId', 'DestinationSubinventory', 'DestinationTypeCode', 'Is Item Specified', 'Item', 'ItemDescription', 'ItemId', 'ItemRevision', 'ItemSectionJourneyCode', 'ItemSectionTaskCode', and 'LineTypeId'. The 'Item' field is currently set to 'Visible'.



Extensibility – RSSP Homepage

- What can you do now?
 - Reorder the sections
 - Show/hide sections
 - Add your own content (text/links)

The image displays two overlapping screenshots. The top screenshot shows the Oracle Self Service Procurement (SSP) homepage. The header includes the Oracle logo, a search bar, and navigation links for 'Actions' and 'Preferences'. The main content area is titled 'My recent requisitions' and features three cards for approved requisitions: '104 Keyboard USB Black', 'Laptop Carrycase Black', and '14" Laptop 4Mhz, 2 TB HD, DVD, Black'. Below this is a 'Purchasing news' section with a message about laptop refresh policy updates. The bottom screenshot shows the 'Reorder Homepage Sections' design tool interface. It includes a 'Container Ruleset 1 Rules' section with a filter and a '+ Rule' button. The 'Reorder Homepage Sections' panel lists four sections: 'Purchasing News Template', 'Featured Categories Template', 'My Requisitions Template', and 'Noncatalog Request Template', each with a trash icon for removal. The interface also shows 'Extension Rules' and 'Built-in Rules' sections.



24B Business Rules – Billing section

- What can you do in 24B?

- Billing section

- Hide/show attributes
 - Total row
 - Charge account
 - Project number
 - Task Number
 - Expenditure Type
 - Expenditure Organization
 - Quantity
 - Percentage

- Hide/show actions
 - Edit
 - Split

- Distribution drawer

- Hide/show, read-only, make required
 - Quantity
 - Percentage
 - Amount
 - Budget date
 - Charge Account

Delivery and Billing Details
Requisition 10504351

Cancel Update

Deliver-to Location Type: Internal
Deliver-to Location: Seattle

Deliver-to Address: 614 1st Ave, SEATTLE, WA 98104, KING, United States

Billing			
Total			
Total Percentage	Total Amount	Total Quantity	
100	\$3499	100	
Distribution 1 01-111-1110-1400-000, Project 12, 5.1			
Percentage	Amount	Quantity	...
50	\$1749.5	50	
Distribution 2 01-111-1110-1400-000, PJS MT Project, 4.0			
Percentage	Amount	Quantity	...
50	\$1749.5	50	

Requisition Distributions - Edit | Saved 8:37 AM | Express Advanced | Live Design | None | Publish

Fields and Regions

Filter for fields, regions, rules + Rule

Fields Regions Rules

Extension Rules

Built-in Rules

Default

Add Expenditure Type | Active

Add description

Regions and Fields

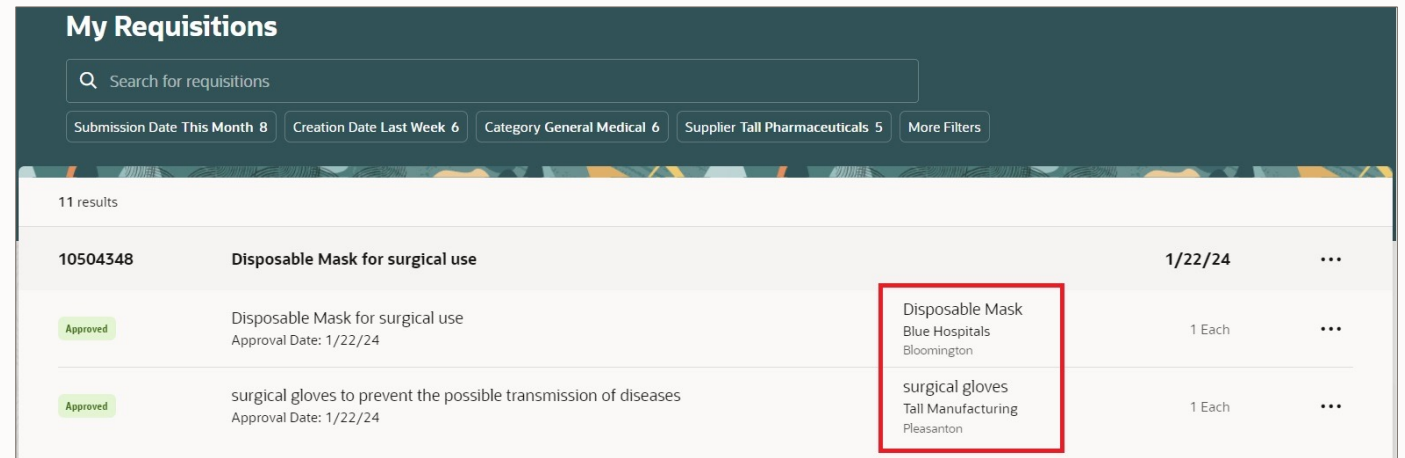
Filter

	Required	Hidden	Read Only	Value
Billing Distribution Row...				
Attribute1_ChargeAccount			Read Only	
Attribute2_ProjectNumber			Read Only	
Attribute3_TaskNumber			Read Only	
Attribute4_ExpenditureT...			Visible	
Attribute5_ExpenditureO...			Visible	
Attribute6_ExpenditureI...			Read Only	
Attribute7_ContractNum...			Read Only	
Attribute8_WorkType			Read Only	
Attribute9_BudgetDate			Read Only	
Summary			Read Only	



24B Business Rules – My Requisitions

- What can you do in 24B?
 - Ability to display up to 3 additional attributes in the search results table
 - Available attributes
 - Requisitioning BU
 - Item Number
 - Supplier
 - Supplier Part Number
 - Manufacturer
 - Manufacturer Part Number
 - Deliver-to Location
 - Deliver-to One-time Address
 - Category
 - (Assigned) Buyer



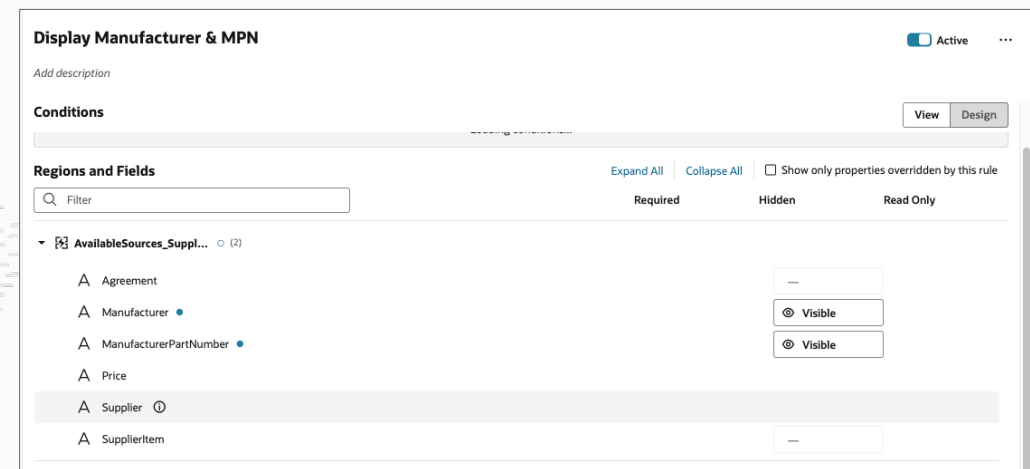
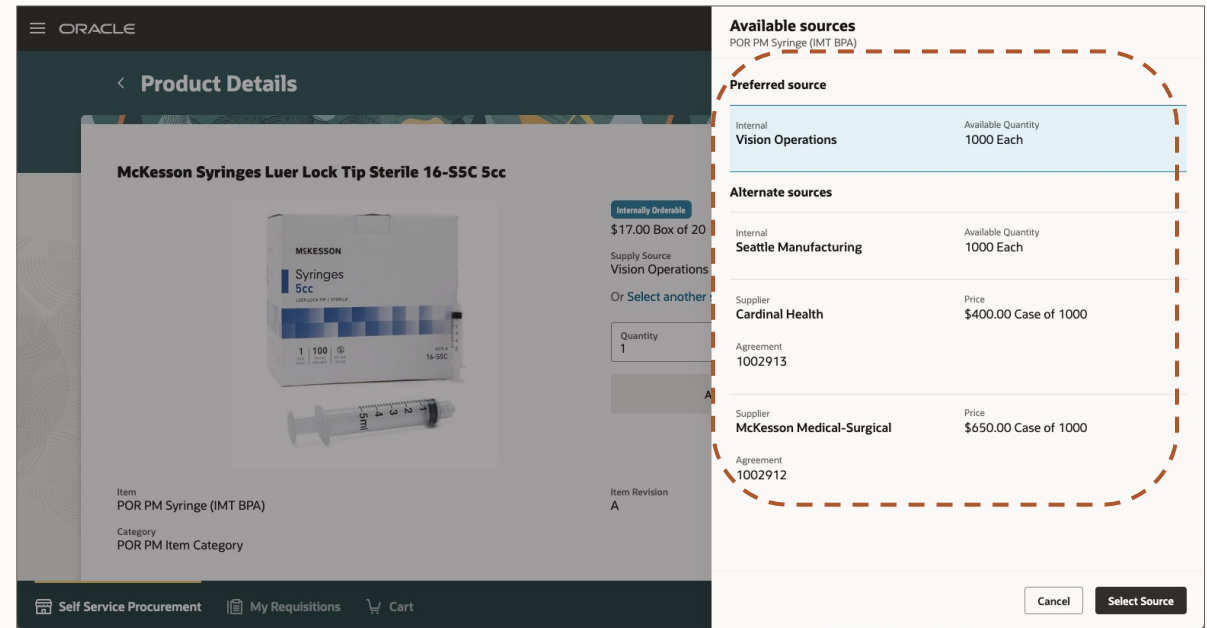
The screenshot shows the 'My Requisitions' page with a search bar and filter buttons. Below the filters, there are 11 results. The table lists requisitions with columns for item number, description, approval status, and date. A red box highlights the details for a 'Disposable Mask' requisition.

Item Number	Description	Approval Status	Approval Date	Supplier	Quantity	Actions
10504348	Disposable Mask for surgical use	Approved	1/22/24	Blue Hospitals Bloomington	1 Each	...
	surgical gloves to prevent the possible transmission of diseases	Approved	1/22/24	Tall Manufacturing Pleasanton	1 Each	...



24B Business Rules – Available Sources drawer

- What can you do in 24B?
 - Hide/Show the following attributes
 - Supplier Item
 - Agreement
 - Manufacturer
 - Manufacturer Part Number



24B Business Rules – View Document History

- What can you do in 24B?

- Hide displayed slots

- Overline slot
- Default slot
- Secondary slot
- Metadata slot

Document History
Requisition 10504350

Entered By **Ginny Lou** Business Unit **Vision Operations** Description **Google Pixel Phone**

Expand All Collapse All

- ▼ **Submission for requisition 10504350**
 - Submitted By **Ginny Lou** 4/7/24 5:37 AM
 - Information Requested By **Rosalinda Fillion** 4/7/24 5:39 AM
Samsung is the approved Android cell phone, why do you need a Google Pixel model?
 - Information Submitted By **Ginny Lou** 4/7/24 5:40 AM
This is for testing purposes, in order to make sure our app works on a Google device.
 - Approved By **Rosalinda Fillion** 4/7/24 5:40 AM
Noted, approving.
- ▼ **Submission for PO 1005281**
 - Submitted By **Clare Furey** 4/7/24 5:44 AM
- › **Change 1 submission for PO 1005281**

Guided Journey – 24C & 24D

New Requisition Line

Vision Operations | Pediatrics Floor 1 Storeroom 1

Cancel Create and Continue

Do you want to select an item?

Yes, select an existing item No, enter details

Item: POR PM Syringe (IMT BPA)

Line Description: POR PM Syringe (IMT BPA) - 10ml Luer Lock Tip Syringes (No Needle) - Sterile, Individually Wrapped

Line Type: Goods | Item Revision: [dropdown]

Category: POR PM Item Category | Requested Delivery Date: 3/5/24

Destination Type: Expense

What should I pick for Destination Type? → Section level guidance

Source

Source Type: Inventory Supplier

Source Organization: Vision Operations | Subinventory: Loc-V1

Page level
Guided Journey



Guided Journey – 24C & 24D

Configurable tasks at the page or section levels

Checklist: SSP Guided Journey Templates

Create Task ? Save and Close Cancel

Details

*Name: Status:

*Sequence: Description:

*Code:

Task Type:

Manual Task:

Set Modal Window Properties:

Notes:

Task Type dropdown options: Analytics, Document, Embedded Learning, External URL, Manual Task, Questionnaire, Report, User Defined Content, Video



Responsive SSP Extensibility Roadmap

Coming in 24C

Screens to be enabled for Business Rules Framework

- Enter requisition line
- Edit delivery and billing details
- Product details

Screens to be enabled for Guided Journey

- Homepage
- Search results
- Product details
- Enter requisition line
- Shopping cart
- Edit requisition line delivery/billing
- Edit product details
- View document history
- Enter information template & special handling drawers
- Shopping Lists
- Preferences
- View approvals

Targeted for 24D

Screens to be enabled for Business Rules Framework

- Search results
- Shopping cart
- Enter noncatalog request
- Smart form request
- Edit requisition header
- View requisition details
- Special handling drawer
- Enter information templates drawer

Screens to be enabled for Guided Journey

- Enter noncatalog request
- Smart form request
- Edit requisition header
- My requisitions
- View requisition details
- Available source selection drawer



Responsive Self Service Procurement Roadmap



Responsive Self Service Procurement Roadmap

Coming in 24C

- Advanced Requester - Enter Requisition Line
- Advanced Requester – View reqs created by other preparers
- Add ad-hoc approvers before req submission
- Approver modification
- Urgent flag
- Mass update preparer & requester for requisitions and purchase orders
- Requester Change Order – Expanded Support
- Guided Journey
- Incremental extensibility support

Targeted for 24D

- Support for managing requisitions not created in RSSP
- Enhanced requisition details
- Suggested buyer support
- Reassign requisition
- Enter tax attributes – Phase 1
 - Document Fiscal Classification, Transaction Business Category, Product Type, Product Fiscal Classification, Product Category, Intended Use, Tax Classification Code, Third Party Tax Registration Number
- Select Contract Purchase Agreement on noncatalog request and smart forms
- Request New Supplier (Redwood UI)
- More Guided Journey
- Incremental extensibility support

Targeted for 25A

- Emergency purchase order number
- Informational catalogs
- Enter tax attributes – Phase 2
 - Default Taxation Country, User-defined Fiscal Classification, First Party Tax Registration Number, Location of Final Discharge
- Filters in catalog search
- Duplicate requisition line in shopping cart
- View Requisition PDF
- List view for catalog search results
- My Requisitions - headers only view
- View Redwood Purchase Order Details



Other announcements

Other upcoming changes in Cloud Procurement

24C

1. Datafox will no longer be available ([More details](#))
2. Oracle Social Network end of life ([More details](#))
3. "Streamline B2B Document Sharing with Intelligent Oracle Business Network (OBN) Connectivity" feature no longer supported

25A

1. Self Service Procurement - Classic SSP UI will no longer be supported and customers need to move to use the Responsive SSP app
2. External Supplier Registration flow – Classic UI will no longer be supported, customers need to move to use the Redwood External Supplier Registration flow ([More details](#))

25B

1. Requisition PDF XML Publisher template will no longer be supported ([More details](#))

Upcoming Self Service Procurement Customer Connect Events


Upcoming Customer Connect Events

May 2, 2024

Office Hour: Implementing and Using the Responsive Self Service Procurement Application

[Link to presubmit questions](#)

Q & A



Post your questions using the Q&A feature.
If we don't get to your question in this session,
we will follow up on Customer Connect!



Thank you

Karlay Tan

Oracle Cloud Procurement



ORACLE