Document présenté par ORACLE le 14/04/2022.
Il s'agit d'un document provisoire qui sera complété lors d'un prochain webinar en cours de programmation
Diffusion non autorisée sans l'accord de ORACLE et AUFO.

Financials Cloud – **Electronic Invoicing**

Outbound Flow

Demo Attributes

Product(s)	**Financials - Tax Management**
Date Last Updated	24th March 2022
DS Demo Release(s) Supported	Fusion R13 21 D
Demo Title(s)	Electronic Invoicing –Outbound Flow

Oracle Confidential

Executive Summary

Electronic Invoicing in UBL. It covers outbound flow

Oracle Confidential

Business Justification and Use Case

E-Invoicing allows the digital exchange of invoices between a supplier's and a buyer's software or systems. E-Invoices are exchanged using a secure network and a common proven standard such as Peppol, which allow different software or systems to communicate with each other

- Efficient
  - Traditional invoicing processes can be time-consuming both for supplier and buyer
- Faster payments
  - The time savings from e-Invoicing can lead to faster payments to suppliers.
- Secure and accurate

  E-Invoices are exchanged more securely than email, reducing the risk of email scams and ransomware attacks.
- Enables data-driven decision-making
  - The digitisation of invoicing data will deliver faster, more accurate and complete data, supporting real-time business decisions for cash flow, procurement, and stock management.
- Environmentally friendly
  - No paper

Oracle Confidential

Storyline and Personas

Electronic Invoicing – How invoices are sent from AR to Service providers through CMK

Demo User Login	Role
DELPHINE.NORMAND	Receivables Specialist (France Legal Entity and BU)
NATHALIE.MOREAU	Receivables Manager (France Legal Entity and BU)

Oracle Confidential

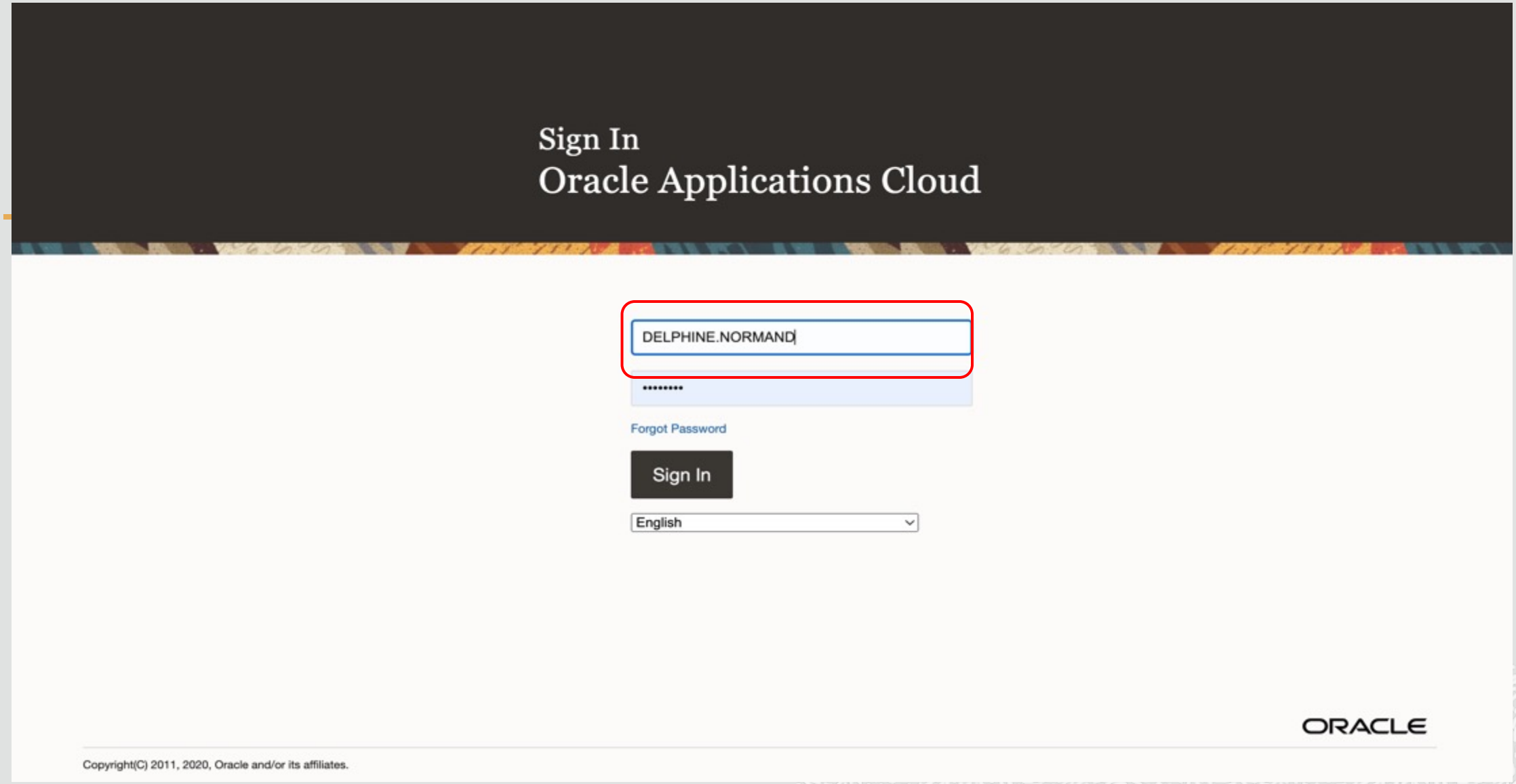

Sign in as Receivables Specialist

Refer previous slide for Business unit specific users.

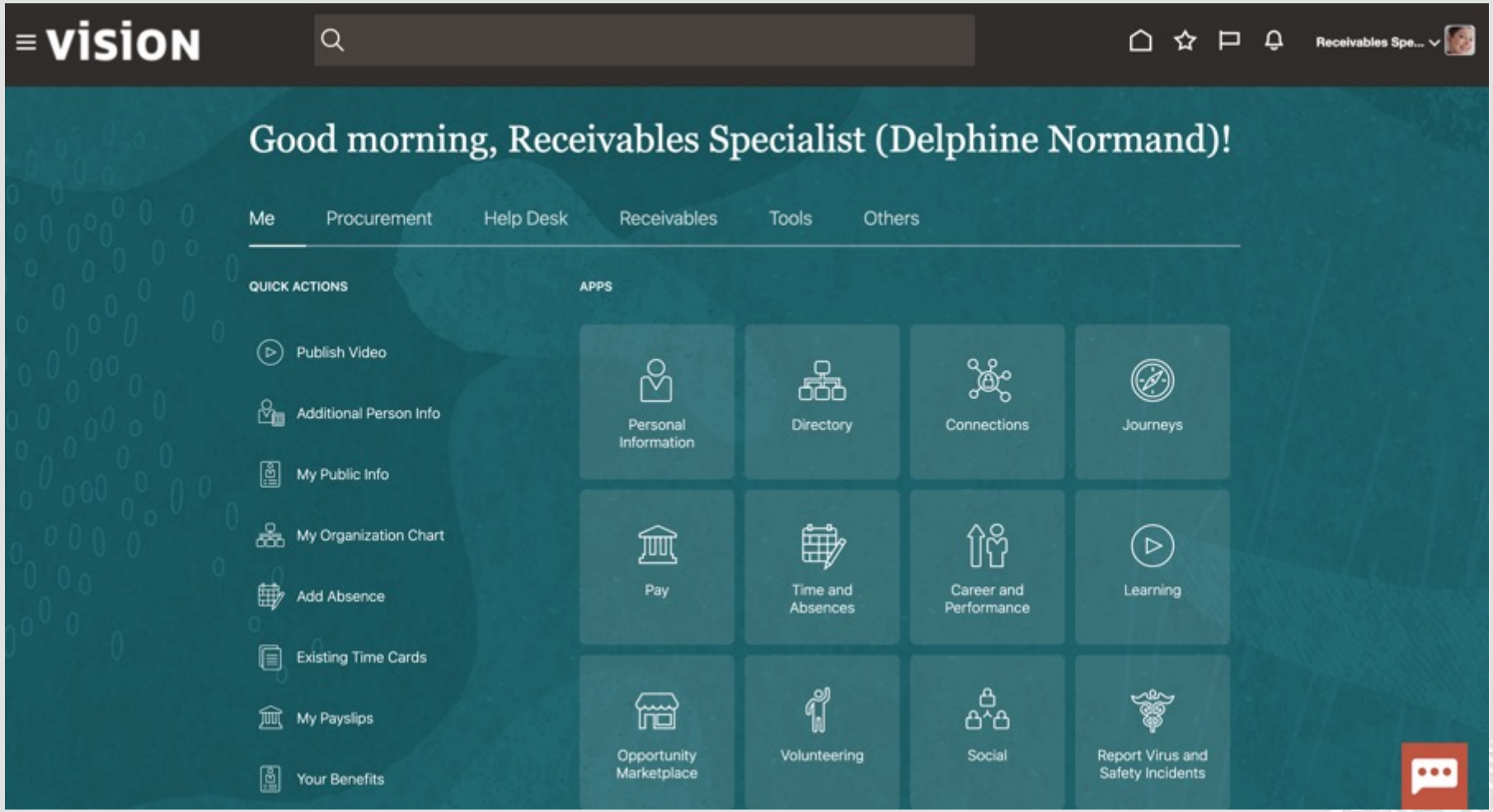

As Receivables Specialist, Delphine requires to send e-invoices to her customers.

Hence, Delphine decides to enter sales invoice.

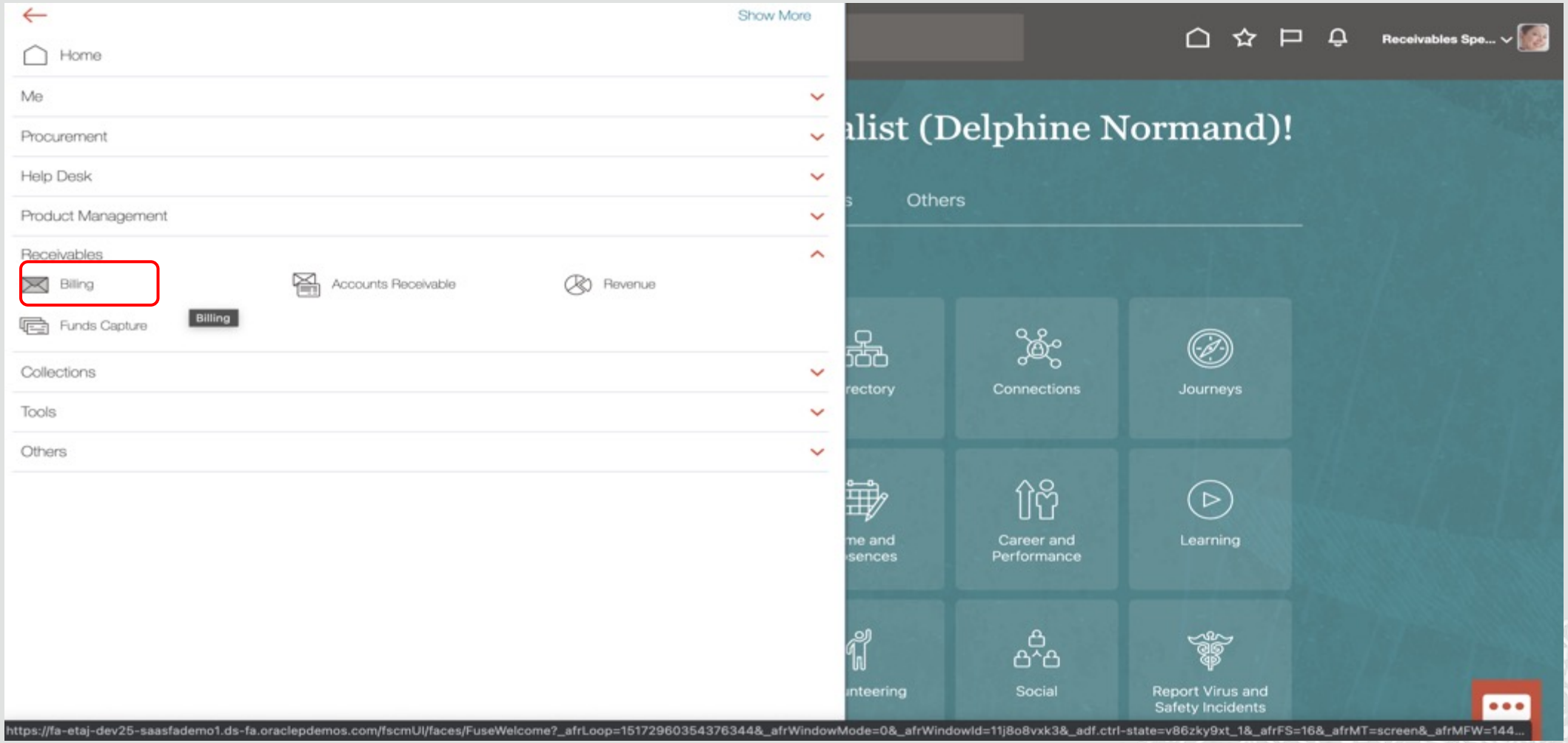

Navigate to Receivables -> Billing

VISION

Receivables Spe...

Create Transaction: Invoice

Save | Complete and Create Another | Cancel

General Information

Show More

Transaction Class	Invoice	Transaction Date	3/24/22	* Currency	EUR Euro
* Business Unit	France Business Unit	Accounting Date	3/24/22	Transaction Total	200.00
* Transaction Source	Manual	Salesperson		Lines	200.00
* Transaction Type	Invoice	Invoicing Rule		Tax	0.00
* Transaction Number		Attachments	None	Freight	0.00
Document Number		Notes		Charges	0.00

Customer

* Bill-to Name	Telecom France	Ship-to Name	Telecom France
Bill-to Site	Paris	Ship-to Site	1124

Payment

* Payment Terms	Immediate
Due Date	3/24/22

Invoice Lines

View | Detach | Edit Freight | Edit Default Sales Credits

Line Information | Tax Determinants | Revenue Scheduling

Line	Item	* Description	Line Information						Tax Determinants	
			Memo Line	UOM	* Quantity	* Unit Price	Amount	Details	Tax Classification	Transaction Busines
1		service			2	100	200.00			
2										

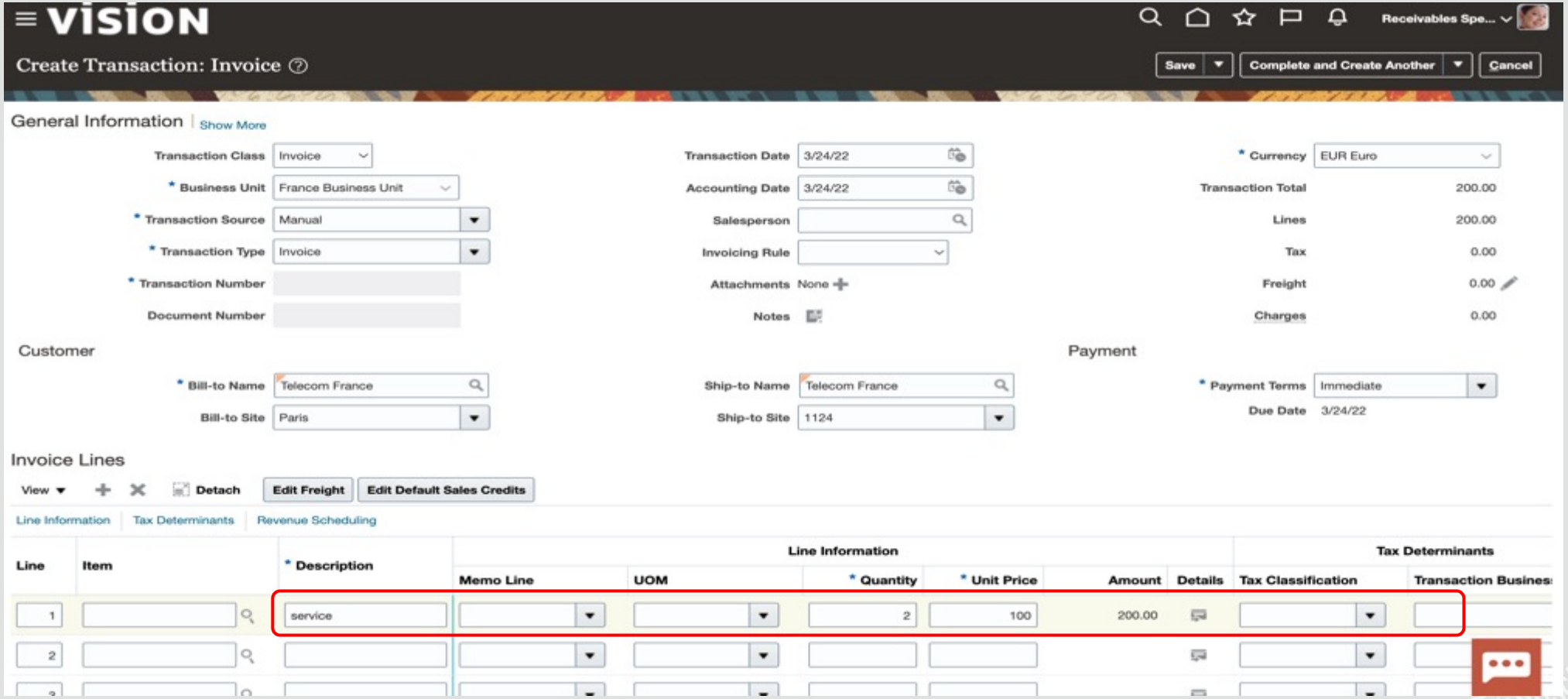

Delphine enters Description, Quantity, Unit Price and saves.

[Scroll down and Enter Below Information]
[Description – Service]
[Quantity – 2]
[Unit Price – 100]
[Click on Save]

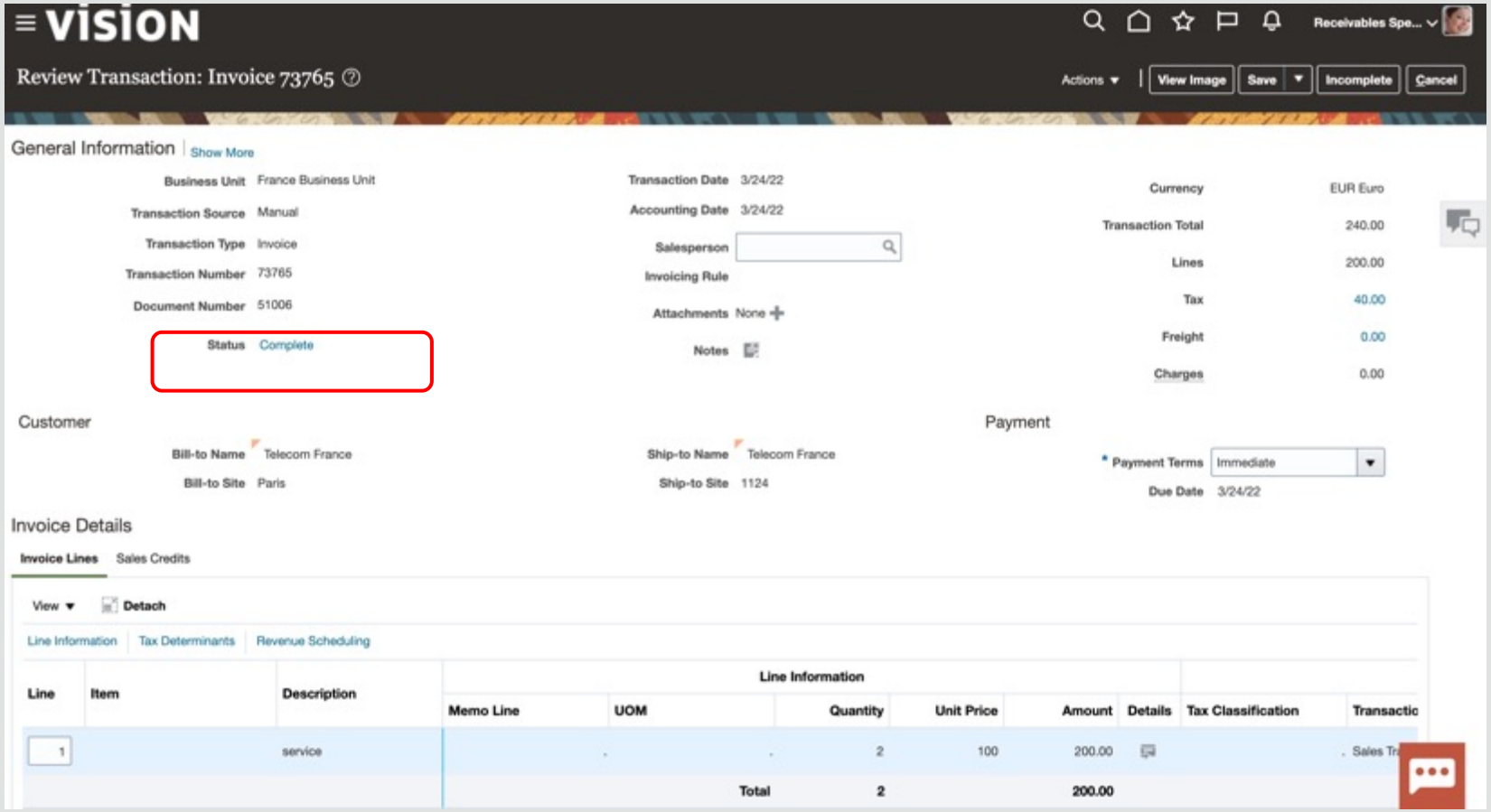

Delphine completes the invoice.
[Click on “Complete”]
check the print status (“ not Printed”) by opening the invoice/transaction Status box

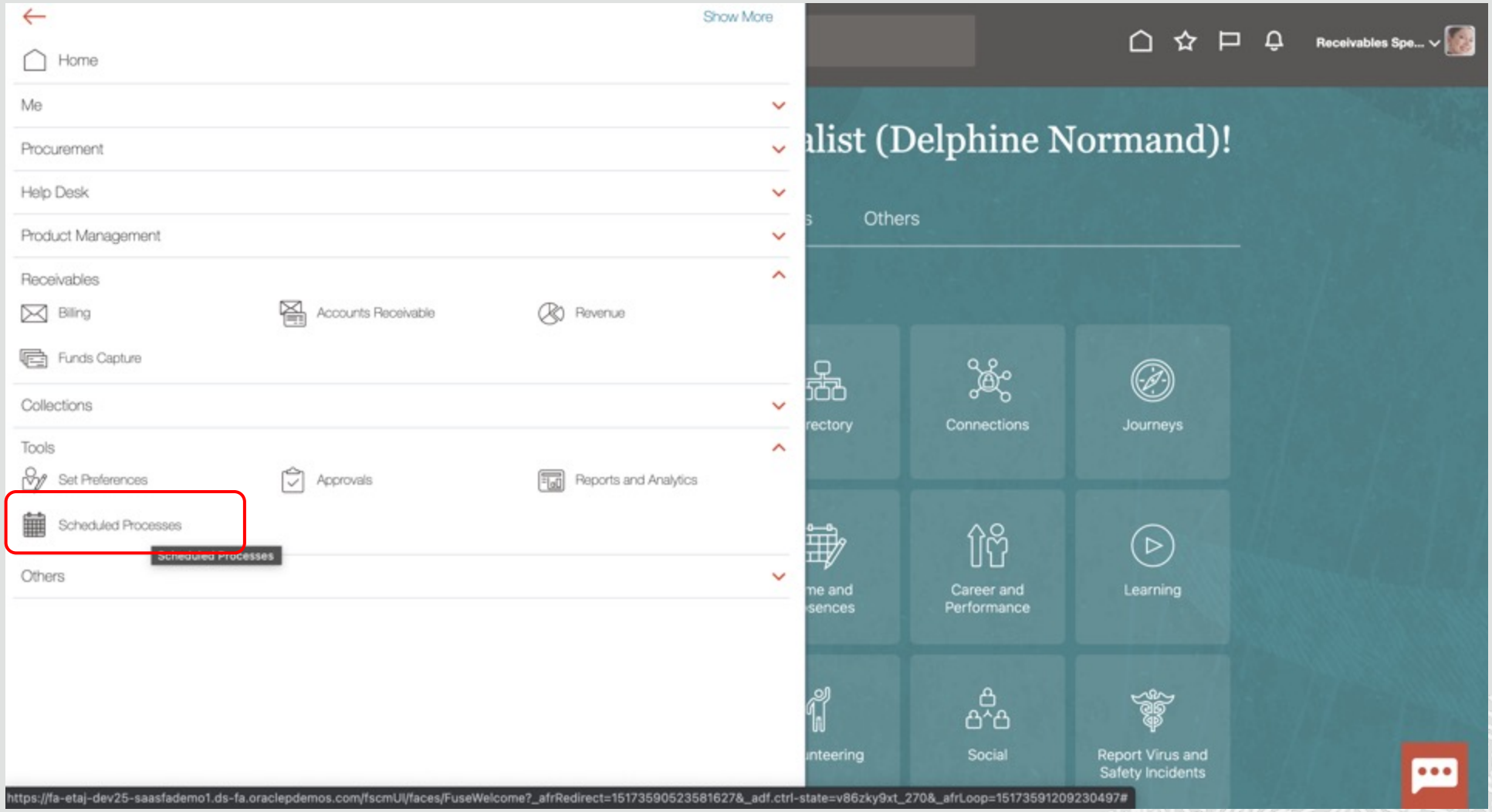

Delphine goes to Scheduled Processes from Navigator.

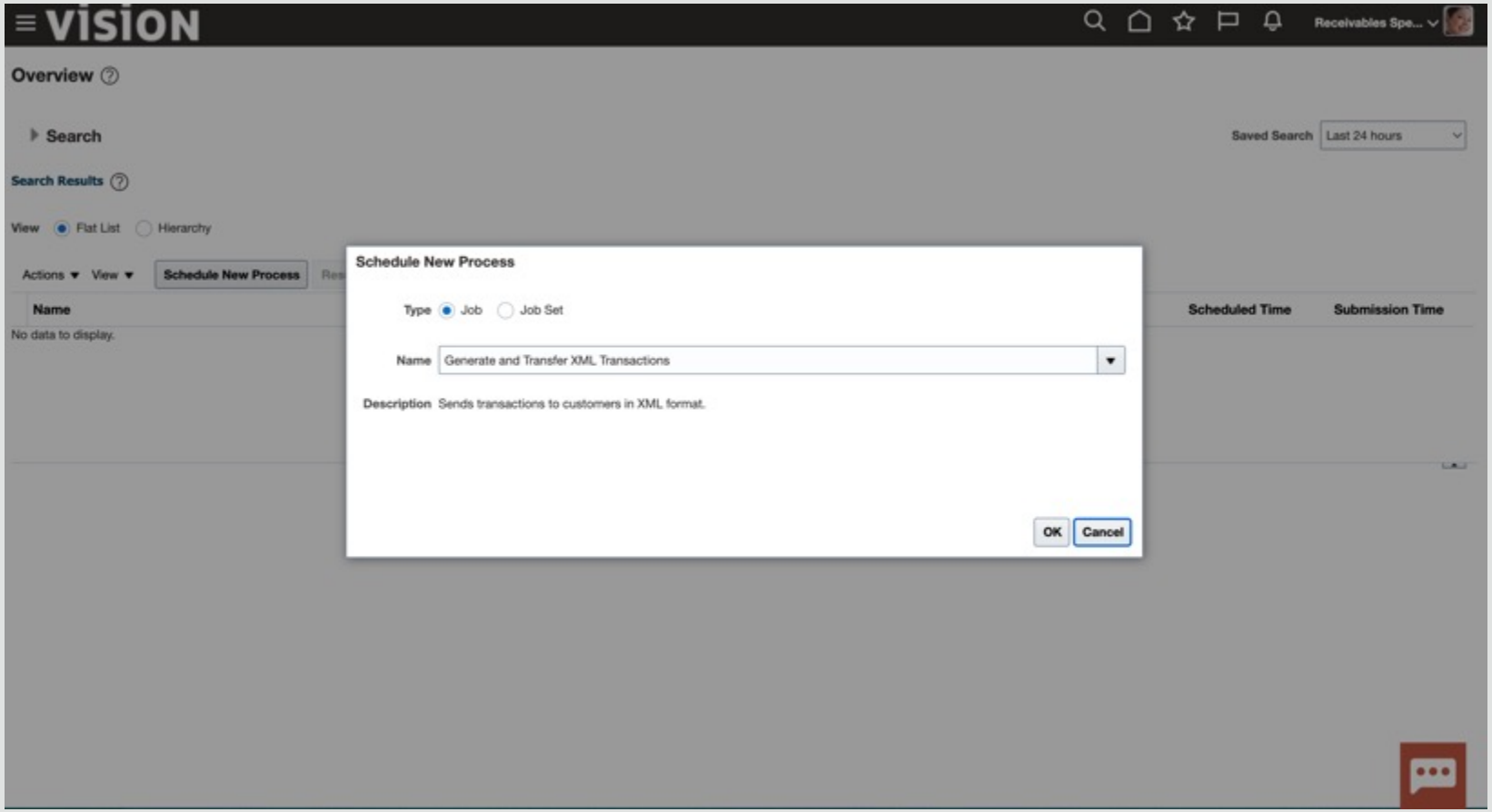

Delphine selects the process “Generate and Transfer XML Transactions”.

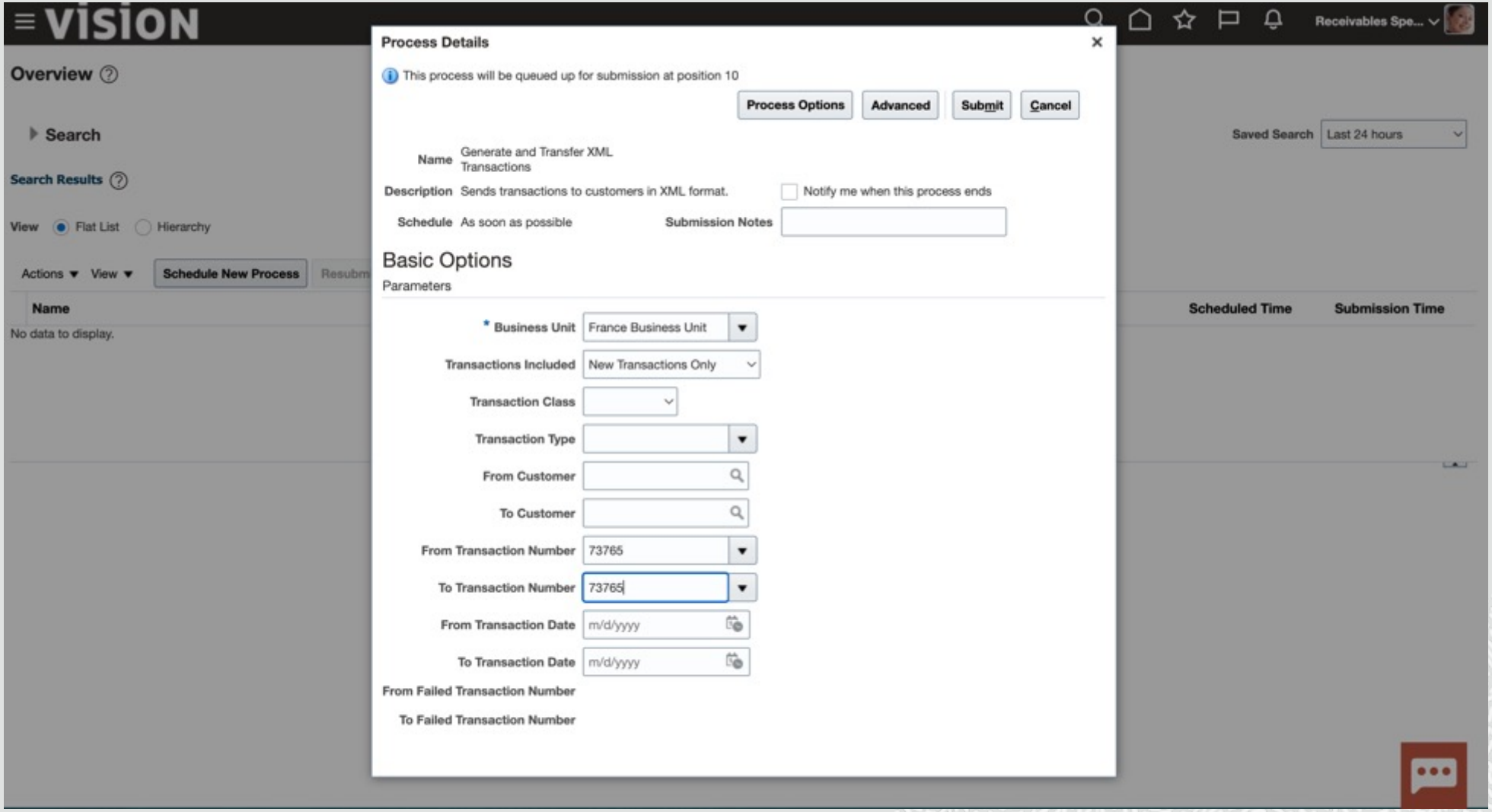

Delphine passes the relevant parameters for the process to run and submits the job.

[Click on Tax Amount]

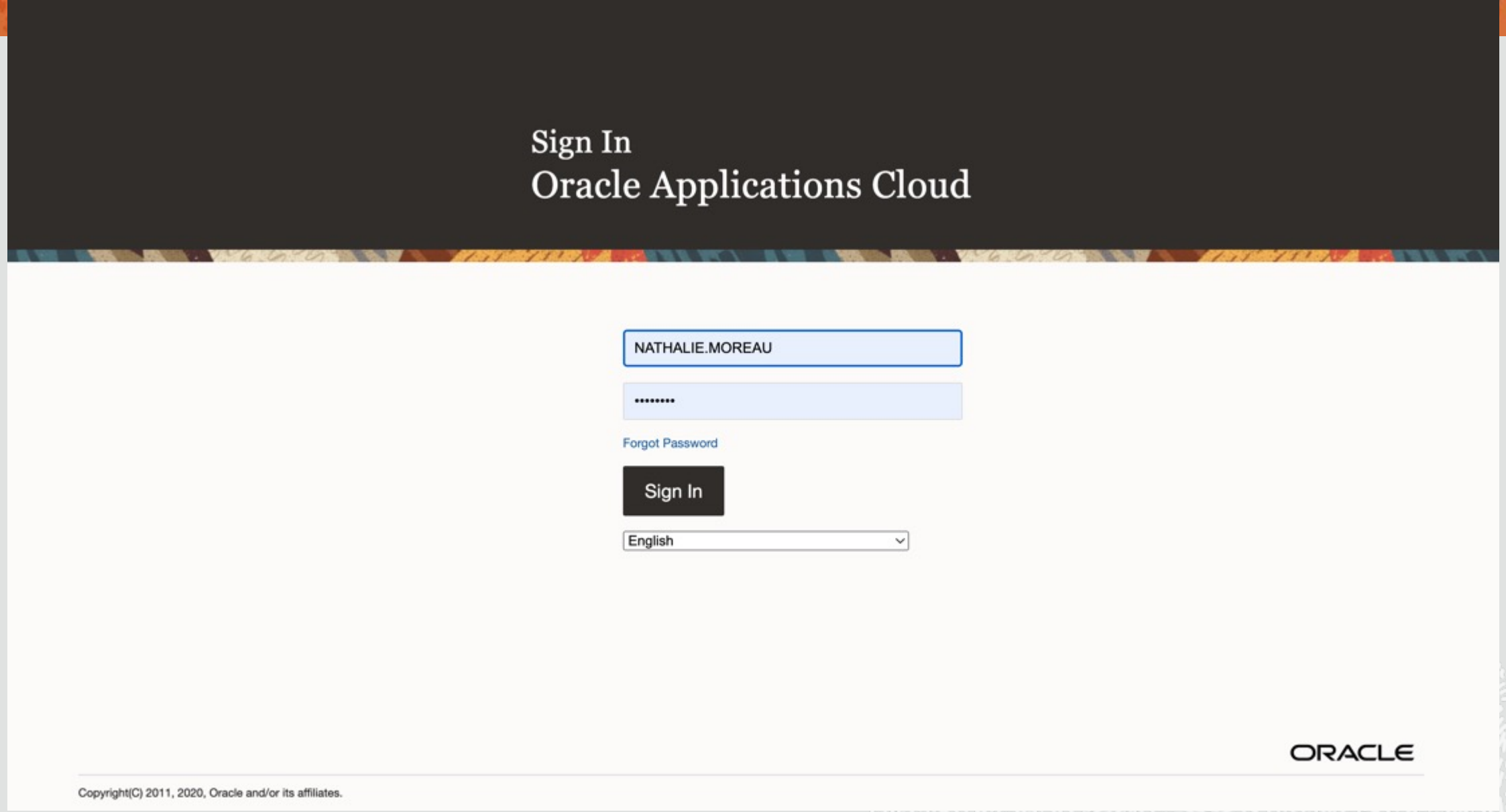

Nathalie is the Receivables Manager who would like to verify if the e-invoice has been generated and sent out

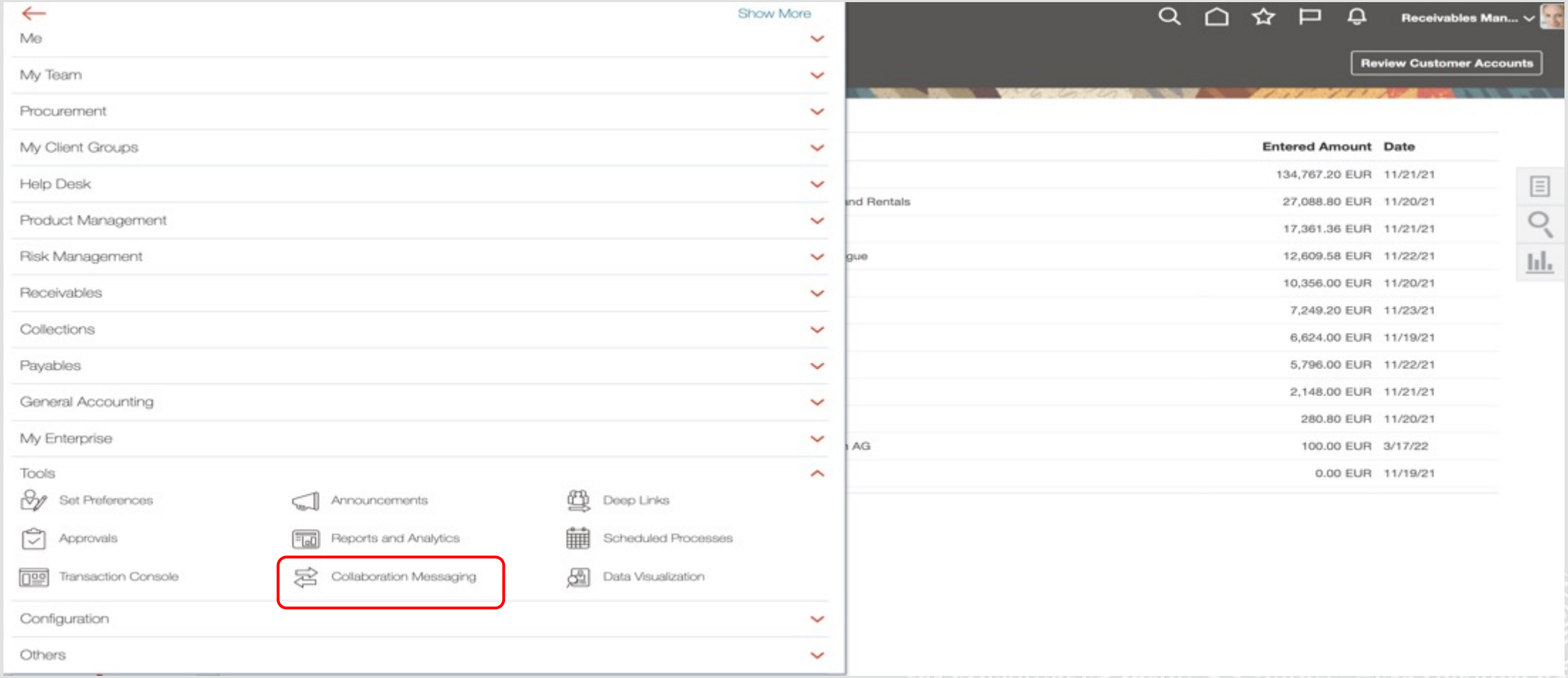

She goes to Collaboration Messaging from Navigator

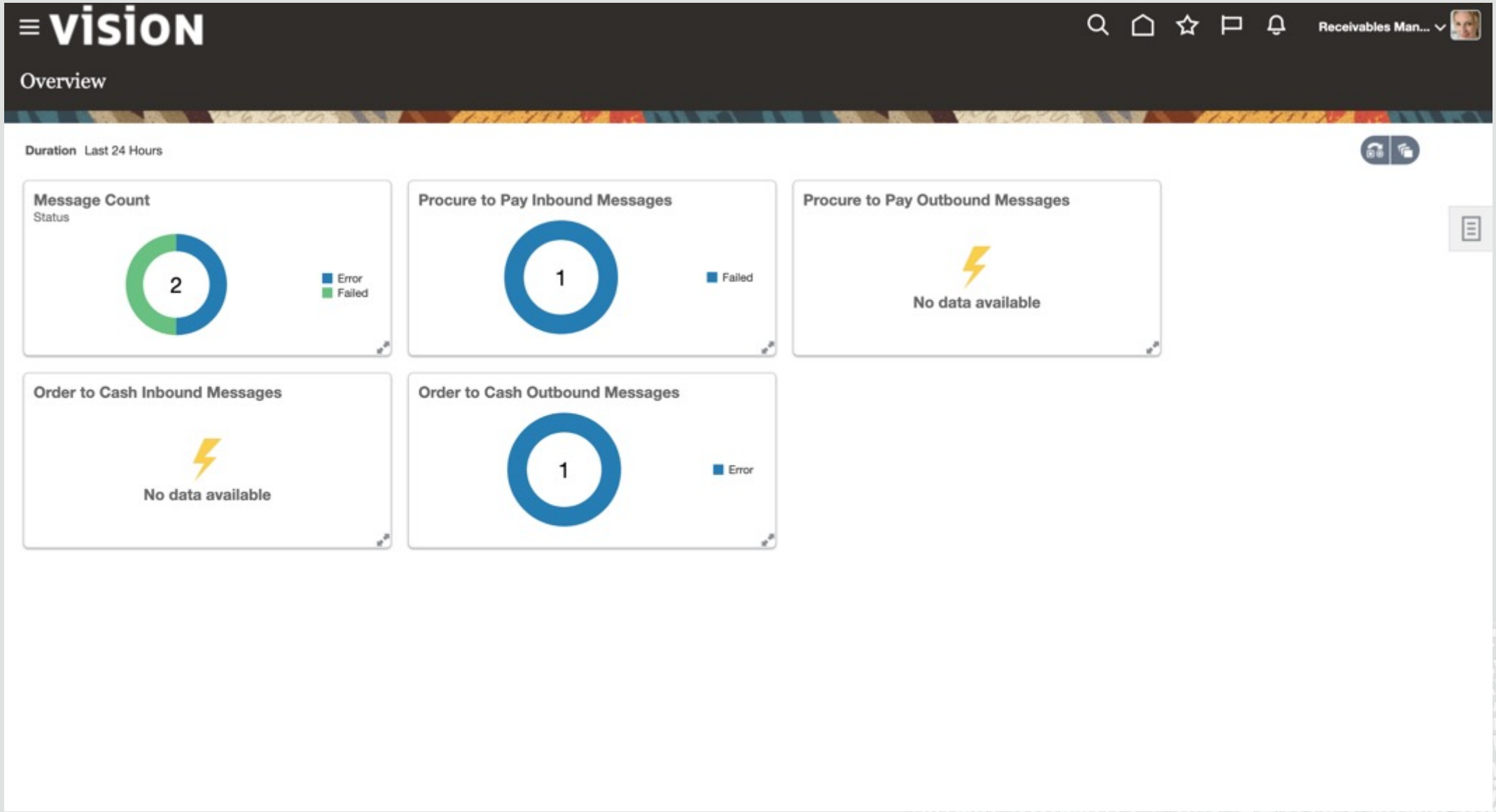

She clicks on Collaboration Messaging and gets the Dashboard. Any recent message will show up here

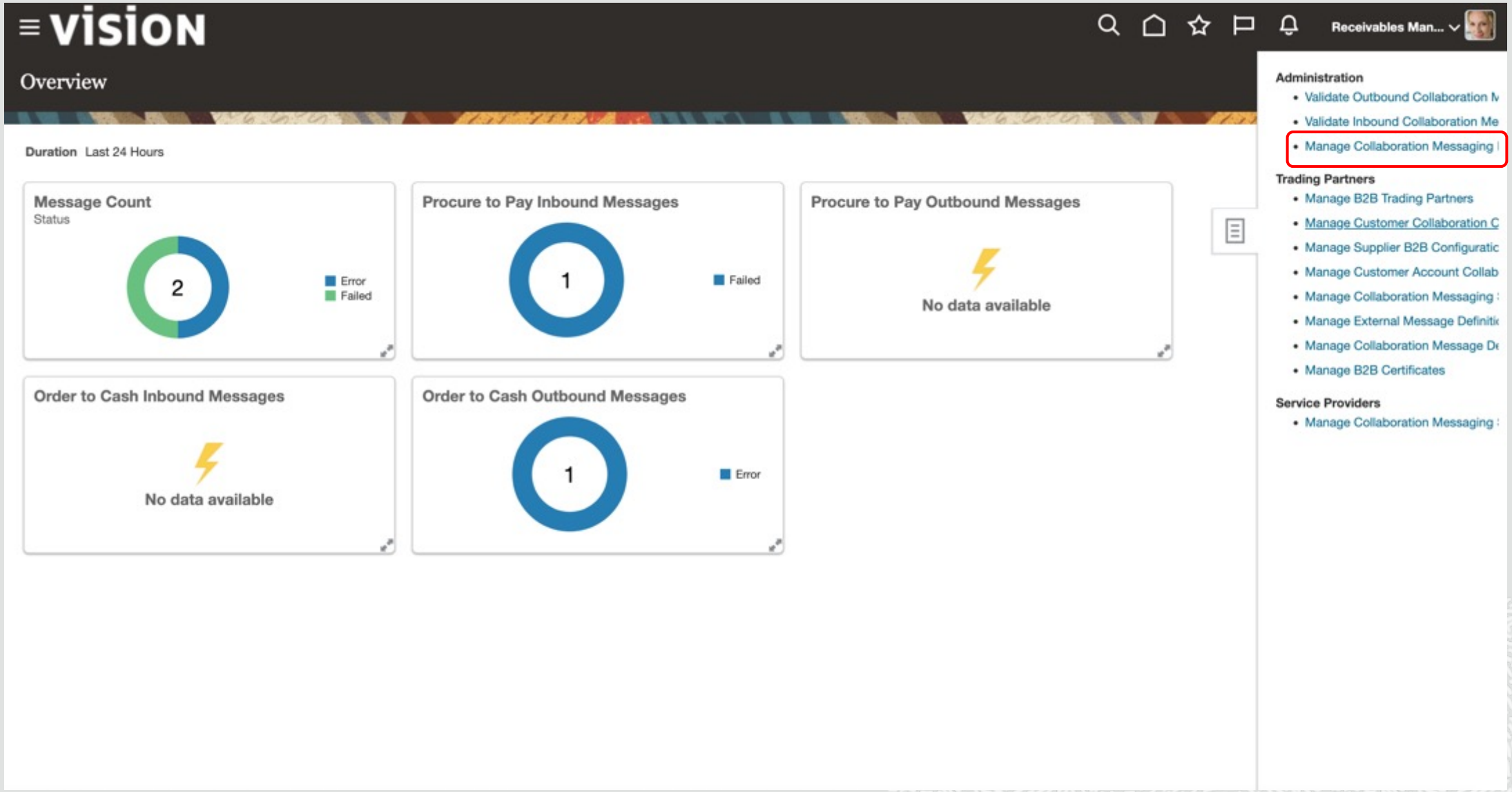

She opens the task drawer and clicks on Manage Collaboration Messaging History

VISION

Receivables Man...

Manage Collaboration Messaging History

Done

Search

Document: Invoice - Outbound

Service Provider: Corner1_SP

Error Type:

From Date: 3/22/22 8:22 AM

To Date: m/d/yy h:mm a

Status:

Trading Partner ID:

Partner ID Type:

Message ID:

External Message ID:

Publication ID:

Response Status:

Search | Reset

Messages

Actions | View | Format | Refresh | Reprocess | Resubmit | Cancel | Download Payloads

Message ID	Retry Count	Sta	Sta Da	Ser Pro	Trading Partner ID	Primary Recipient	Response Status	Total Attachments	Number of Attachments Processed	Transaction Number	Bill-to Customer
OUT_35005	0	S...	3...	C...	12345	✓	Not Received	0	0	75765	Telecom France
OUT_34033_1050400	0	S...	3...	C...	12345	✓	Not Received	0	0	1272791	Telecom France
OUT_35004_1050393	0	S...	3...	C...	12345	✓	Not Received	0	0	1272819	Telecom France
OUT_34032_1049387	0	S...	3...	C...	12345	✓	Not Received	0	0	1271805	Telecom France
OUT_34031_1064374	0	S...	3...	C...	12345	✓	Not Received	0	0	1279817	Telecom France
OUT_34030_1047386	0	S...	3...	C...	12345	✓	Not Received	0	0	1270778	Telecom France
OUT_34028_1049386	0	S...	3...	C...	12345	✓	Not Received	0	0	1271778	Telecom France

She enters the details and searches for Invoice messages

Oracle Confidential

VISION

Receivables Man...

Manage Collaboration Messaging History

Done

Search

Document: Invoice - Outbound

Service Provider: Corner1_SP

Error Type:

From Date: 3/22/22 8:22 AM

To Date: m/d/yy h:mm a

Status:

Trading Partner ID:

Partner ID Type:

Message ID:

External Message ID:

Publication ID:

Response Status:

Search | Reset

Messages

Actions | View | Format | Refresh | Reprocess | Resubmit | Cancel | Download Payloads

- About This Record
- Columns
- Sort
- Reorder Columns...
- Query By Example

Messag	Retry Count	Sta	Sta Da	Ser Pro	Trading Partner ID	Primary Recipient	Response Status	Total Attachments	Number of Attachments Processed	Transaction Number	Bill-to Customer
OUT_35	0	S..	3...	C...	12345	✓	Not Received	0	0	75765	Telecom France
OUT_34	0	S..	3...	C...	12345	✓	Not Received	0	0	1272791	Telecom France
OUT_35	0	S..	3...	C...	12345	✓	Not Received	0	0	1272819	Telecom France
OUT_34032_1049387	0	S..	3...	C...	12345	✓	Not Received	0	0	1271805	Telecom France
OUT_34031_1064374	0	S..	3...	C...	12345	✓	Not Received	0	0	1279817	Telecom France
OUT_34030_1047386	0	S..	3...	C...	12345	✓	Not Received	0	0	1270778	Telecom France

https://fa-etaj-dev25-saasfademo1.ds-fa.oraclepdemos.com/fscmUI/faces/FndOverview?_afrLoop=15549172718248585&fndGlobalItemNodeId=itemNode_tools_collaboration_messaging&fnd=%3B%3B%3B%3Bfalse%3B256%3B%3B%3B&_adf....

She clicks on views-Query By Example

VISION

Receivables Man...

Manage Collaboration Messaging History

Done

Search

Document: Invoice - Outbound

Service Provider: Corner1_SP

Error Type:

From Date: 3/22/22 8:22 AM

To Date: m/d/yy h:mm a

Status:

Trading Partner ID:

Partner ID Type:

Message ID:

External Message ID:

Publication ID:

Response Status:

Search | Reset

Messages

Actions | View | Format | Refresh | Reprocess | Resubmit | Cancel | Download Payloads

73765

Message ID	Retry Count	Sta	Sta Da	Ser Pro	Trading Partner ID	Primary Recipient	Response Status	Total Attachments	Number of Attachments Processed	Transaction Number	Bill-to Customer
OUT_34003	0	S...	3...	C...	12345	✓	Not Received	0	0	73765	Telecom France

Columns Hidden 8

Processing History

Delivery Attempts | Responses

View | Format

She enters the transaction number and inquires the data. The message appears on UI.

VISION

Receivables Man...

Collaboration Message: OUT_34003

Actions | Done

Details | Configuration | Delivery Methods | Original Message | Transformed Message

Message ID OUT_34003

Test Message

Status Sent

Status Date 3/24/22 11:16 AM

Transaction Number 73765

Retry Count 0

Retention End Date

File Name

Publication ID

Response Status Not Received

✓ Primary Recipient

Service Provider

Service Provider Corner1_SP

Provider ID Corner1_SP

ID Type Name

Trading Partner

Trading Partner ID 12345

Partner ID Type Name

Application Partner

Bill-to Customer Telecom France

Bill-to Customer Account Number 50030

Attachments

Total Attachments 0

Number of Attachments Processed 0

Processing Result

Start Date Time	Retry Count	Status	Error Type	Error Subtype	Error Description	Application Partner Document Status	Trading Partner Document Status	Trading Partner Message Status

She clicks on the message to check the details. She checks the status to confirm that the e-invoice has been sent out

VISION

Receivables Man...

Collaboration Message: OUT_34003

Actions | Done

Details | Configuration | Delivery Methods | **Original Message** | Transformed Message


```
<cmk:processOutboundCollaboration xmlns:client="http://xmlns.oracle.com/ScmCommonSoa/CmkCollaborationMessagingFinancialsOutboundQueryComposite/InvoiceDocumentProcess" xmlns:cmk="http://xmlns.oracle.com/apps/scm/cmk">
  <cmk:OutboundCollaboration>
    <cmk:CollaborationEvent testFlag="" testResult="" retrieveObjectFlag="true">
      <cmk:CollaborationEventName>ProcessInvoiceInitiated</cmk:CollaborationEventName>
      <cmk:RecipientKey1>300000047461448</cmk:RecipientKey1>
      <cmk:RecipientKey2>50030</cmk:RecipientKey2>
      <cmk:RecipientKey3>Telecom France</cmk:RecipientKey3>
      <cmk:RecipientKeyType>CustomerAccount</cmk:RecipientKeyType>
      <cmk:ObjectKey1>14001</cmk:ObjectKey1>
      <cmk:ObjectKey2>300000240785408</cmk:ObjectKey2>
      <cmk:ObjectKey3>73765</cmk:ObjectKey3>
      <cmk:ObjectKey4>14001:300000240785408</cmk:ObjectKey4>
      <cmk:ObjectKeyList>
        <cmk:ObjectKey>
          <cmk:ObjectKey1>300000240785408</cmk:ObjectKey1>
        </cmk:ObjectKey>
      </cmk:ObjectKeyList>
    </cmk:CollaborationEvent>
    <cmk:MessageID>OUT_34003</cmk:MessageID>
    <cmk:ProcessingConfiguration>
      <cmk:DocumentType>ProcessInvoice</cmk:DocumentType>
      <cmk:Standard>UBL</cmk:Standard>
      <cmk:Version>2.1</cmk:Version>
      <cmk:DocumentId>70011</cmk:DocumentId>
      <cmk:Direction>Out</cmk:Direction>
      <cmk:SenderRole>Supplier</cmk:SenderRole>
      <cmk:DocumentName>PROCESS_INVOICE_OUT</cmk:DocumentName>
      <cmk:CollaborationObject>Invoice</cmk:CollaborationObject>
      <cmk:PartnerMessageId>300000237030023</cmk:PartnerMessageId>
      <cmk:PartnerMessageName>UBL2.1_Invoice_Out</cmk:PartnerMessageName>
      <cmk:OverlayXsltFileName></cmk:OverlayXsltFileName>
      <cmk:MessageName>UBL_2.1_INVOICE_OUT</cmk:MessageName>
      <cmk:MessageId>50032</cmk:MessageId>
      <cmk:GenericXsltFilename>FIN-AR-InvoiceToUBL-2.1-Invoice.xsl</cmk:GenericXsltFilename>
      <cmk:DocOperationId>70011</cmk:DocOperationId>
      <cmk:ApplModShortName>CmkCollaborationMessagingFinancialsOutboundQueryComposite</cmk:ApplModShortName>
      <cmk:ApplPartnerDocStatus>Enabled</cmk:ApplPartnerDocStatus>
      <cmk:PartnerKey1>300000047461448</cmk:PartnerKey1>
      <cmk:PartnerKey2>50030</cmk:PartnerKey2>
      <cmk:PartnerKey3>Telecom France</cmk:PartnerKey3>
      <cmk:PartnerKey4></cmk:PartnerKey4>
      <cmk:PartnerKey5></cmk:PartnerKey5>
```


She clicks on original message details

VISION

Receivables Man...

Collaboration Message: OUT_34003

Actions | Done

Details | Configuration | Delivery Methods | Original Message | **Transformed Message**


```
<cbc:UBLVersionID>2.1</cbc:UBLVersionID>
<cbc:ID>73765</cbc:ID>
<cbc:UUID>51006</cbc:UUID>
<cbc:IssueDate>2022-03-24</cbc:IssueDate>
<cbc:InvoiceTypeCode name="INV">380</cbc:InvoiceTypeCode>
<cbc:DocumentCurrencyCode>EUR</cbc:DocumentCurrencyCode>
<cbc:TaxCurrencyCode>EUR</cbc:TaxCurrencyCode>
<cbc:PricingCurrencyCode>EUR</cbc:PricingCurrencyCode>
<cbc:PaymentCurrencyCode>EUR</cbc:PaymentCurrencyCode>
<cbc:LineCountNumeric>1</cbc:LineCountNumeric>
<cbc:BuyerReference>12345</cbc:BuyerReference>
<cac:AccountingSupplierParty>
  <cbc:CustomerAssignedAccountID>France Business Unit</cbc:CustomerAssignedAccountID>
  <cbc:AdditionalAccountID>652 027 319</cbc:AdditionalAccountID>
  <cac:Party>
    <cbc:EndpointID>652 027 319</cbc:EndpointID>
    <cac:PartyIdentification>
      <cbc:ID>652 027 319</cbc:ID>
    </cac:PartyIdentification>
    <cac:PartyName>
      <cbc:Name>France Legal Entity</cbc:Name>
    </cac:PartyName>
    <cac:Language>
      <cbc:Name>F</cbc:Name>
    </cac:Language>
    <cac:PostalAddress>
      <cbc:Postbox>75015</cbc:Postbox>
      <cbc:StreetName>33 Avenue du Maine</cbc:StreetName>
      <cbc:CityName>Paris</cbc:CityName>
      <cbc:PostalZone>75015</cbc:PostalZone>
      <cac:AddressLine>
        <cbc:Line>33 Avenue du Maine</cbc:Line>
      </cac:AddressLine>
      <cac:Country>
        <cbc:IdentificationCode>FR</cbc:IdentificationCode>
        <cbc:Name>FR</cbc:Name>
      </cac:Country>
    </cac:PostalAddress>
    <cac:PartyTaxScheme>
      <cbc:RegistrationName>France Legal Entity</cbc:RegistrationName>
      <cbc:CompanyID schemeName="FR VAT TAX">FR2H123456789</cbc:CompanyID>
      <cac:TaxScheme>
```


She clicks on Transformed Message to check the formatted message that has been sent out

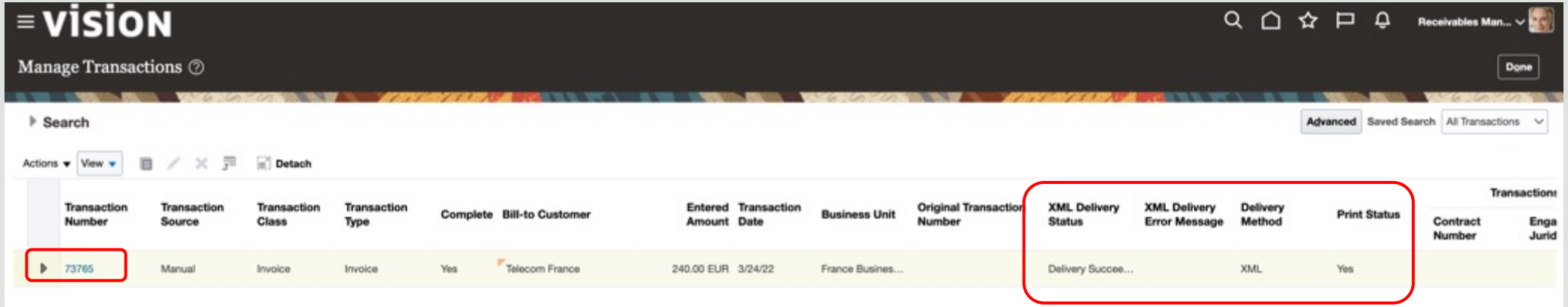

She goes back to AR to view the XML status of the invoice. She confirms that the XML delivery status has been updated

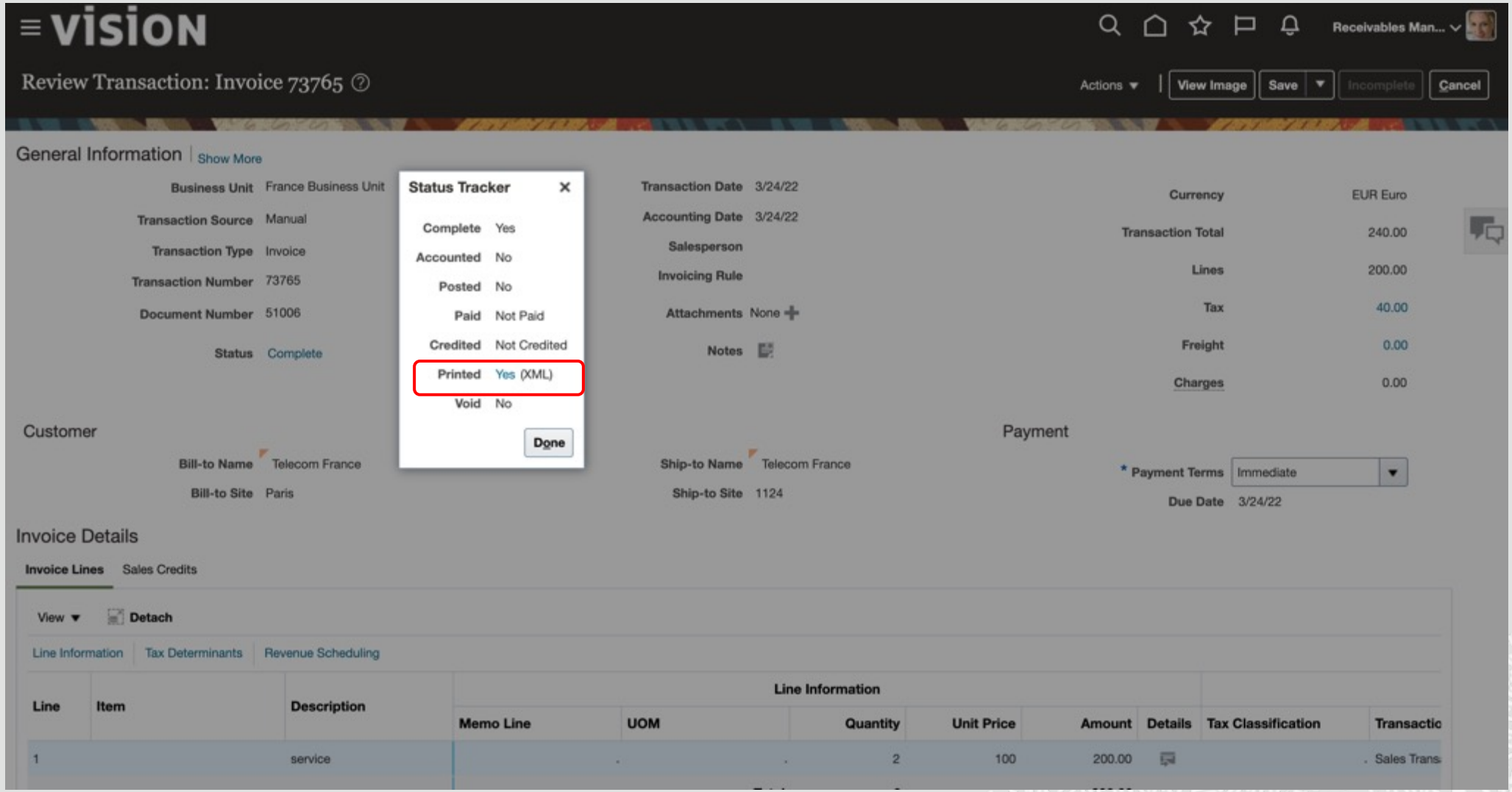

Optionally, she can go inside the invoice to confirm that Print status was updated “Printed”

ORACLE

Integrated Cloud

Applications & Platform Services

Rejoindre le Club

https://clubutilisateursoracle.org/

delegation@clubutilisateursoracle.org

@ClubUtilisateursOracleFrance

@ClubAUFO

La communauté des utilisateurs Oracle

CLUBS UTILISATEURS
DE SOLUTIONS ORACLE