

ORACLE
E-BUSINESS
SUITE
DAY



mardi 22 mars 2022

➤ Oracle E-Business Suite Analytics Accelerator

Sylvain BONDIL

Senior Solution Engineer, Cloud Architect

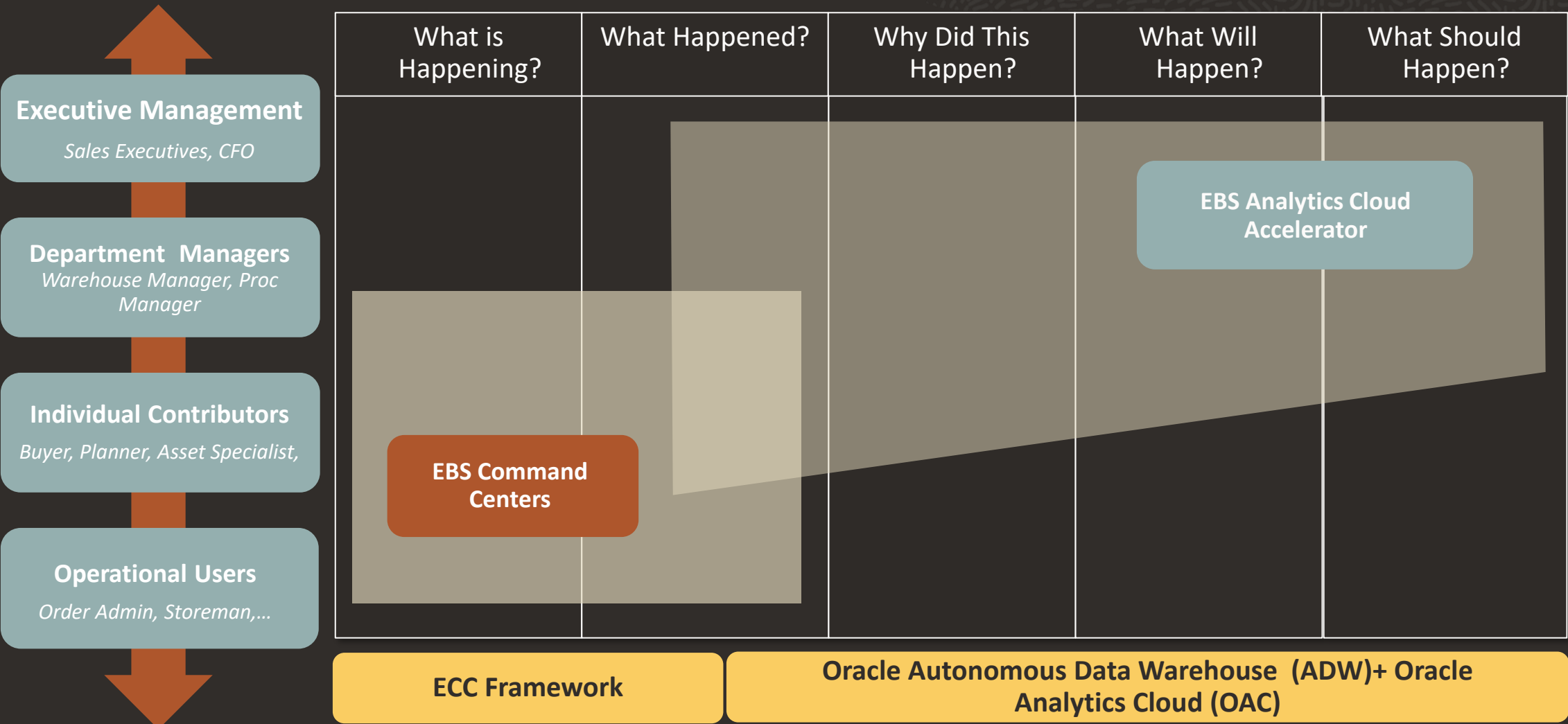
ORACLE

*Document Réservé aux adhérents Club Utilisateurs Oracle
Ne pas diffuser sans l'autorisation de ORACLE et de l'AUFO*

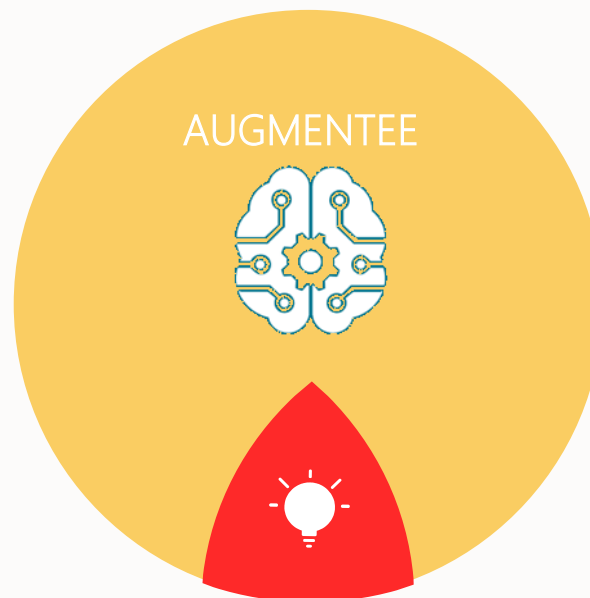
Pre-Built Analytics for EBS

EBS Analytics Cloud Accelerator

Operation Reporting and Analytics Cloud for EBS



Les Atouts des Solutions Oracle **Analytics Cloud**

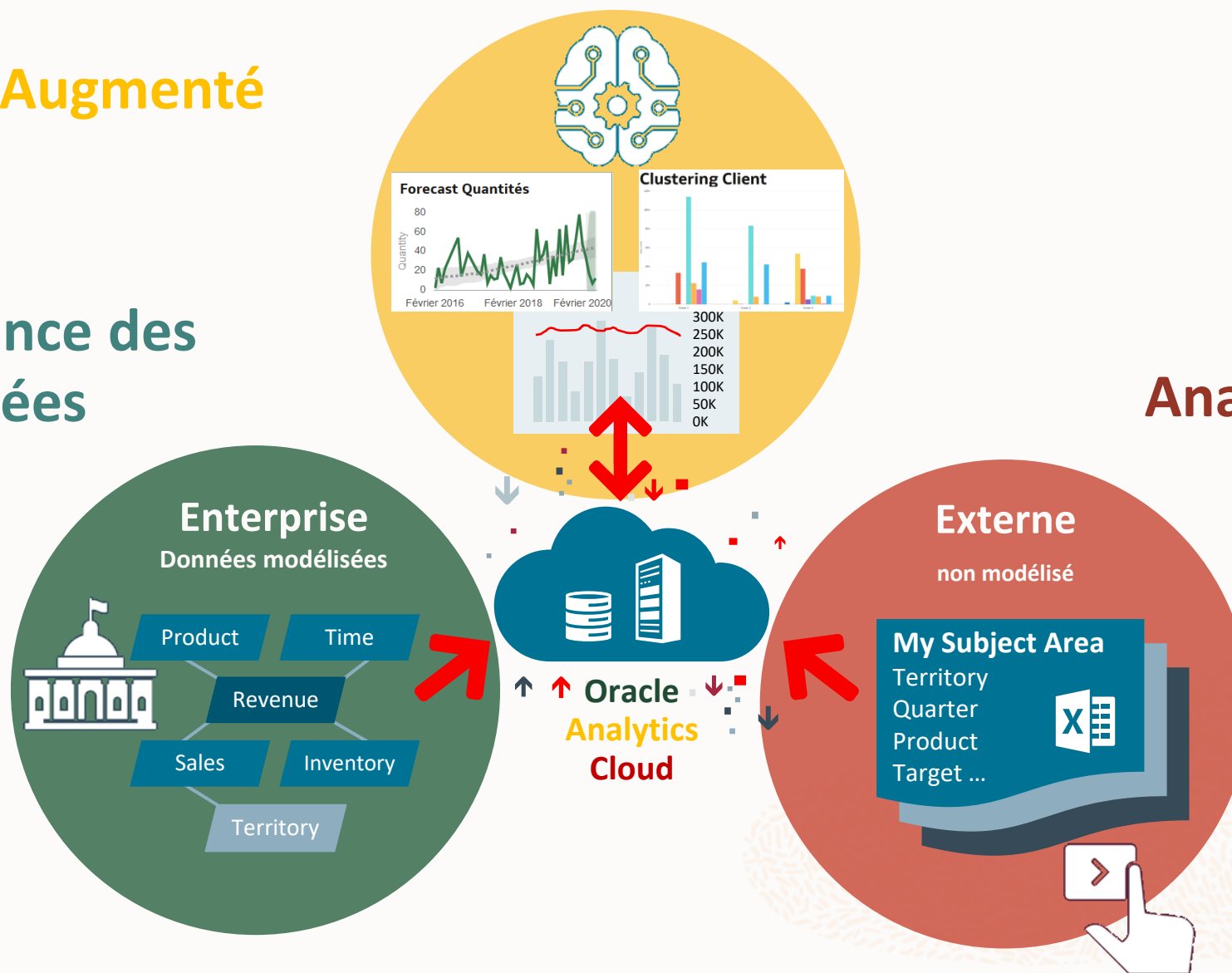


Les Atouts des Solutions Oracle **Analytics Cloud**

Analytique Augmenté

Gouvernance des Données

Analyses Libres



Introducing the EBS Analytics Cloud Accelerator

Empower Finance, Procurement & Supply Chain



Why? What is in it for you and us ?

For you



+ 6 Weeks

Configuration

EBS Analytics Accelerator

- ERP Analytics
- SCM Analytics

**FREE with Cloud
Lift**

For us



Data
Integration



ADW



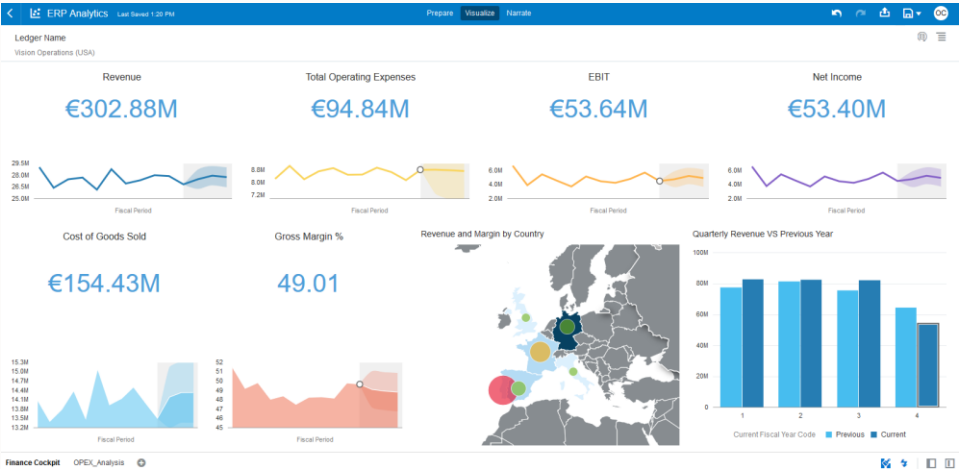
OAC



Universal Cloud Credits

EBS Finance Analytics - Monitor business performance

300+ Pre-Built Financial KPIs using your Oracle EBS Data



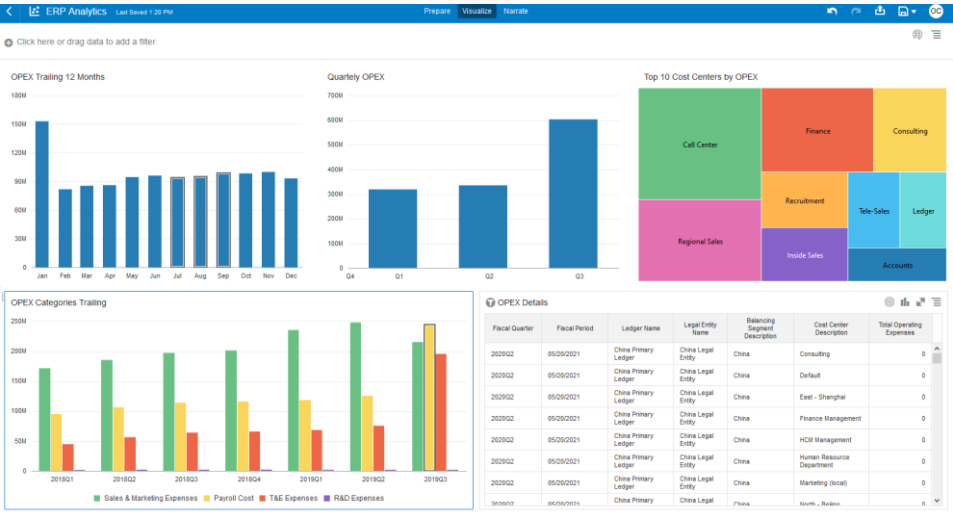
Profitability & Loss

<ul style="list-style-type: none">RevenueCOGSGross ProfitGross SalesNet IncomeNet Profit MarginOperating Expense	<ul style="list-style-type: none">Net Profit MarginOperating ExpenseEmployee ExpensesOther Employee ExpensesRental ExpenseMaintenance Expense
<ul style="list-style-type: none">AssetLiabilityOwners EquityDays Sales OutstandingDays Payables Outstanding	<ul style="list-style-type: none">Current RatioDebt to Equity RatioDays Inventory Outstanding
<ul style="list-style-type: none">AR Turnover RateAR OutstandingAR OverdueAR Due in Next 30 Days	<ul style="list-style-type: none">AR Unapplied ReceiptsAR Average Receipt DaysAR On Time Receipts %AR Outstanding for Top 10 Customers
<ul style="list-style-type: none">AP Due in Next 30 DaysAP Turnover RateAP Invoices ProcessedAP OutstandingAP Overdue	<ul style="list-style-type: none">AP HoldsAP Payments ProcessedAP Avg Supplier Payment DaysAP On Time Payments

Balance Sheet

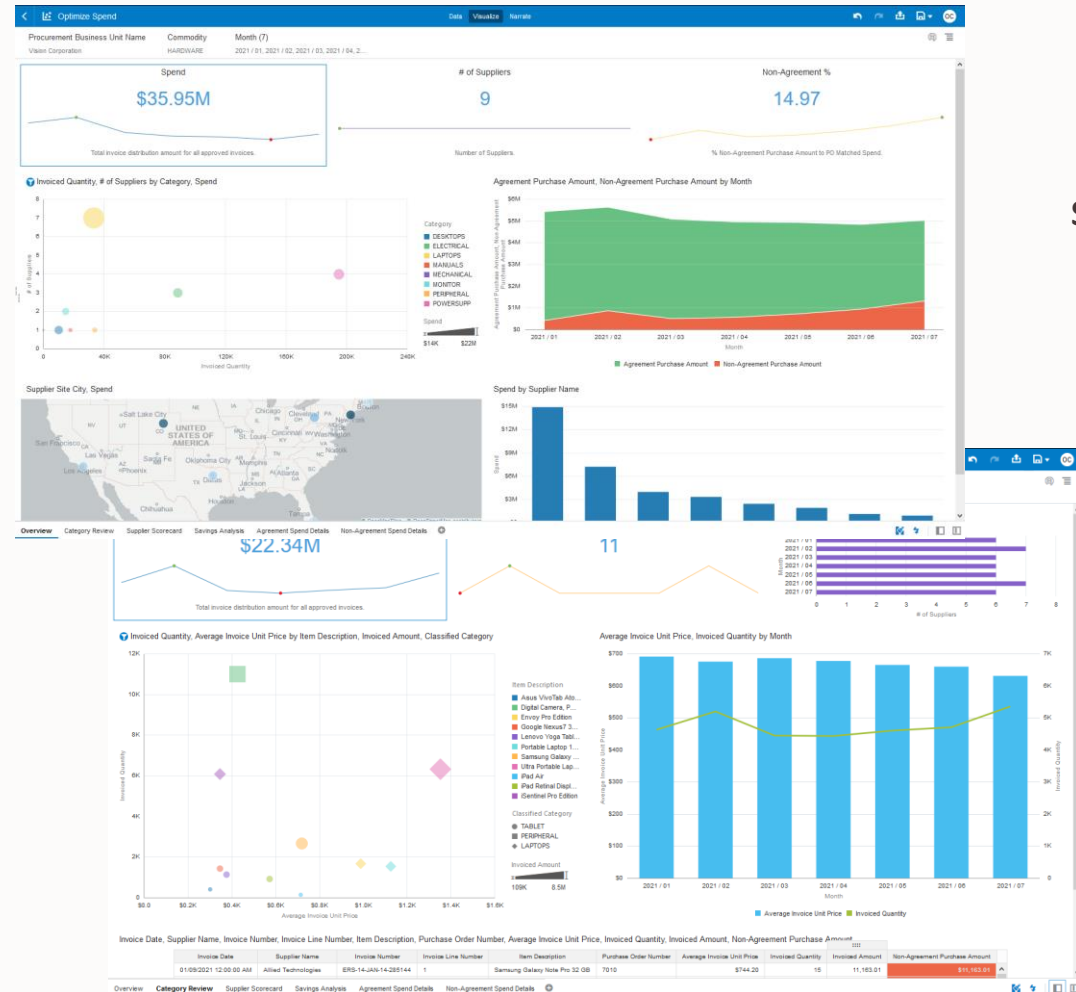
Receivables

Payables



EBS Procurement & Spend Analytics

100+ Pre-Built Procurement and Spend KPIs using your Oracle EBS Data



Spend Summary

- Spend distribution by location
- Top 5 BU Spend
- Spend Trend
- Spend commitment near Future

- Number of Purchase Orders
- Number of Invoices
- PO Matched Spend
- PO Required Spend
- Payables Leakage Amount
- PO Not Required Spend

Supplier Summary

- Top 10 Suppliers by Spend
- Spend Trend
- Aging overview

- Number of Suppliers
- Number of Supplier Accounts
- Number of Supplier Sites

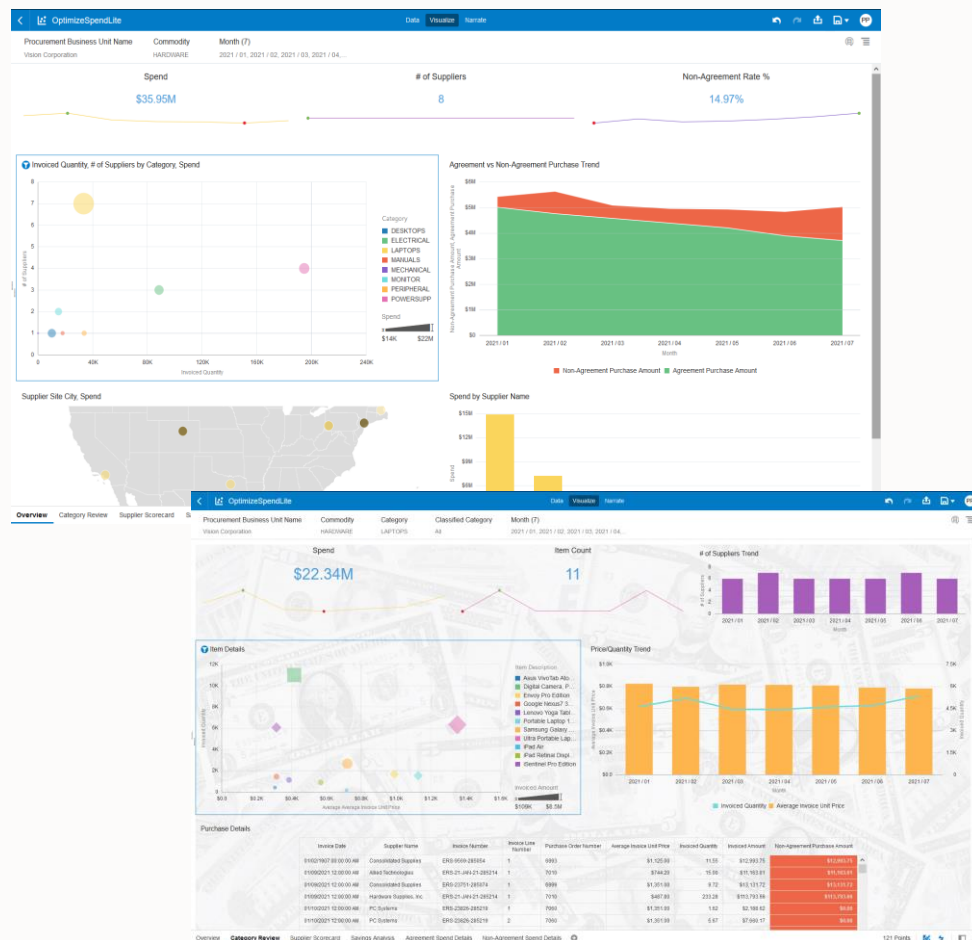
Contract Spending

- Agreement Leakage Amount
- Agreement Leakage Amount Year Ago
- Non-Agreement Purchase Amount
- Non-Agreement Purchase Amount Year Ago

- Agreement Leakage Amount
- Agreement Leakage Amount Ago
- Agreement Leakage Rate
- Agreement Purchase Amount
- Non-agreement Purchase Amount
- Non-agreement Purchase Rate
- Agreement Purchase Rate

EBS Supply Chain Analytics

100+ Pre-Built Financial KPIs using your Oracle EBS Data



Sales & Order Management

- # of Orders
- # of Order Lines
- Ordered Amount
- Ordered Quantity
- Returned Amount and Quantity
- Cancelled Amount and Quantity

- # of Invoices
- # of Invoice Lines
- Invoiced Amount
- Invoiced Quantity
- Order vs Invoice Analysis
- Time series Analysis on above KPIs

Inventory Trends, Aging and Purchase Orders

- On-hand/Available Quantity
- Inventory Value
- Inventory Aging
- Time Series Analysis on above KPIs

- Spend, Year Ago Spend
- PO Matched Spend
- PO Not Required Spend
- PO Required Spend
- Invoice Quantity, Invoice Amount
- Invoice Cycle Time
- Invoice Price Variance Amount

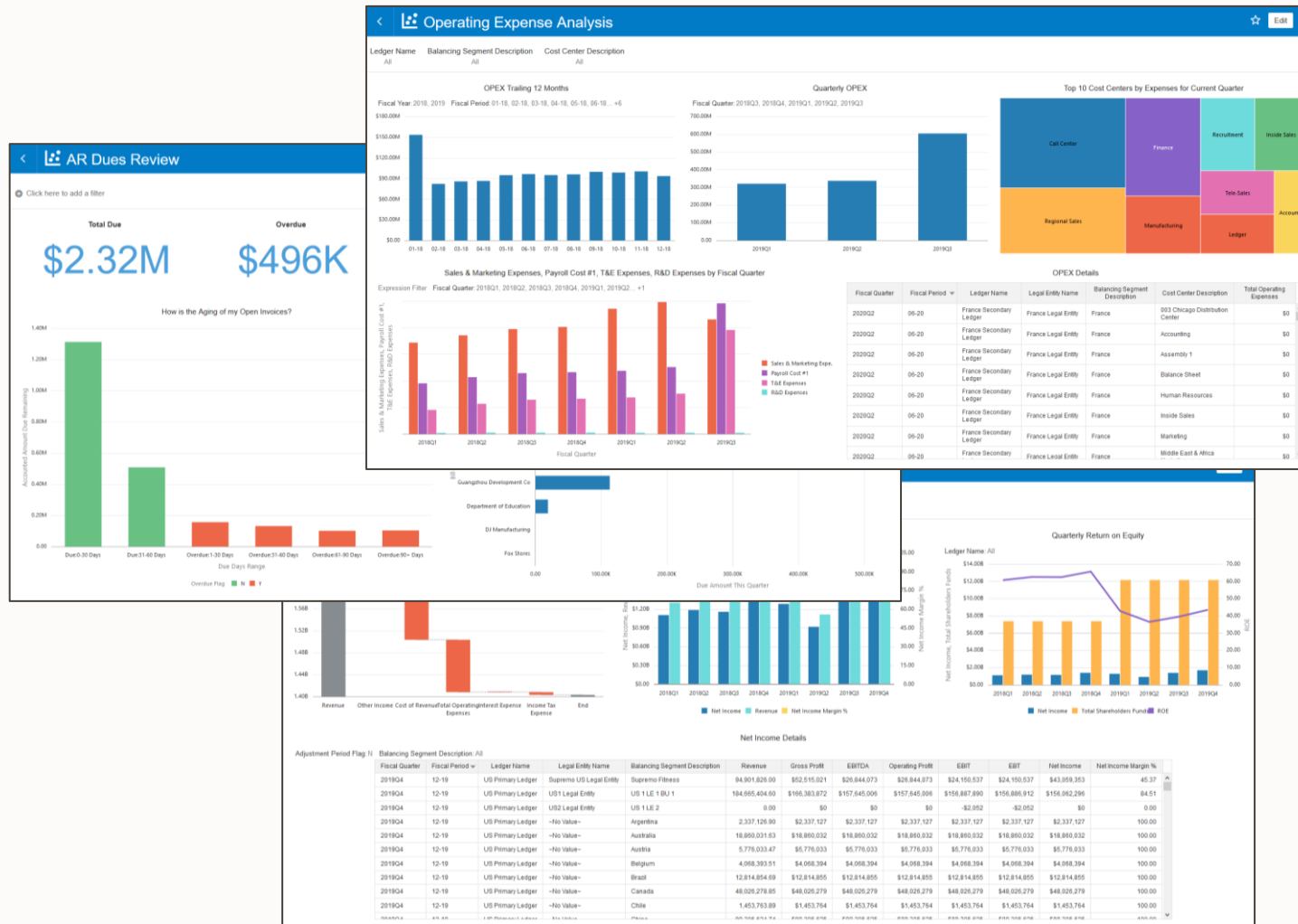
Supplier Performance

- On Time Qty and Amounts
- Late Qty and Amounts
- Early Qty and Amounts
- Accepted /Rejected
- Supplier Rating
- Percentages on above KPIs

- PO Amount
- PO Quantity
- # of POs
- Received/ Outstanding Quantity
- Above KPIs by status of PO
- PO Received Quantity
- Received Quantity
- Receipt Amount
- KPIs by status (Accepted, Rejected, Returned)

Quickly from Monitoring to Deeper insights

25+ Pre-Built Reports



Profitability & Loss

- Revenue Analysis
- Operating Expense Analysis
- Cost of Revenue Analysis
- CAPEX Analysis
- EBITDA Analysis
- Net Income Analysis
- Gross Income Analysis
- Payroll Cost Analysis
- Profitability Analysis
- Profitability Dashboard

Receivables

- AR Transactions Activity Analysis
- AR Open Transactions Analysis
- AR Balances Analysis

Spend

- Procurement Spend Overview
- Procurement Spend Supplier Overview
- Procurement Spend Category Overview

Balance Sheet

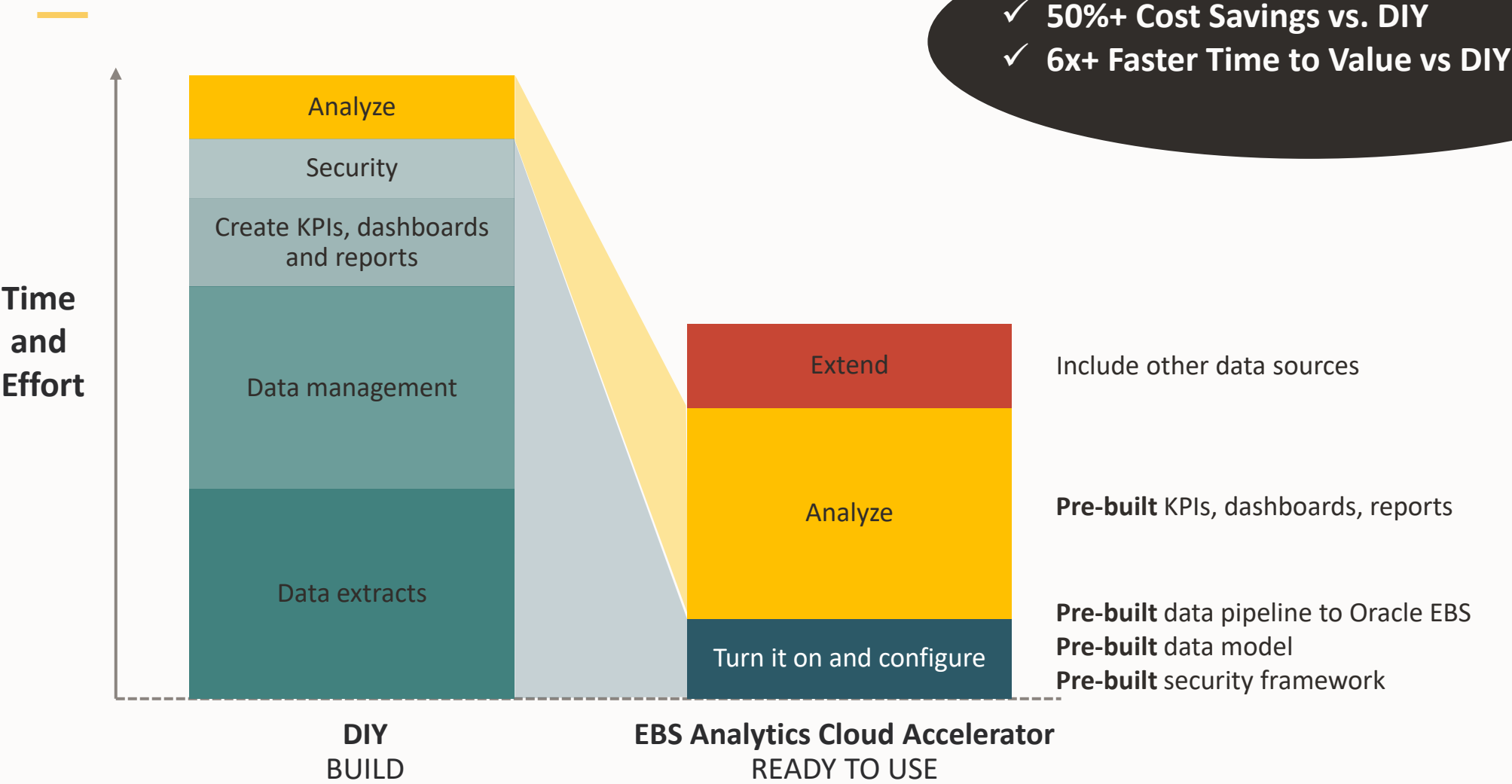
- Balance Sheet Analysis
- Balance Sheet Dashboard
- Receivables Analysis
- Payables Analysis
- Cash Position Analysis
- Net Working Capital Analysis
- Asset Analysis

Payables

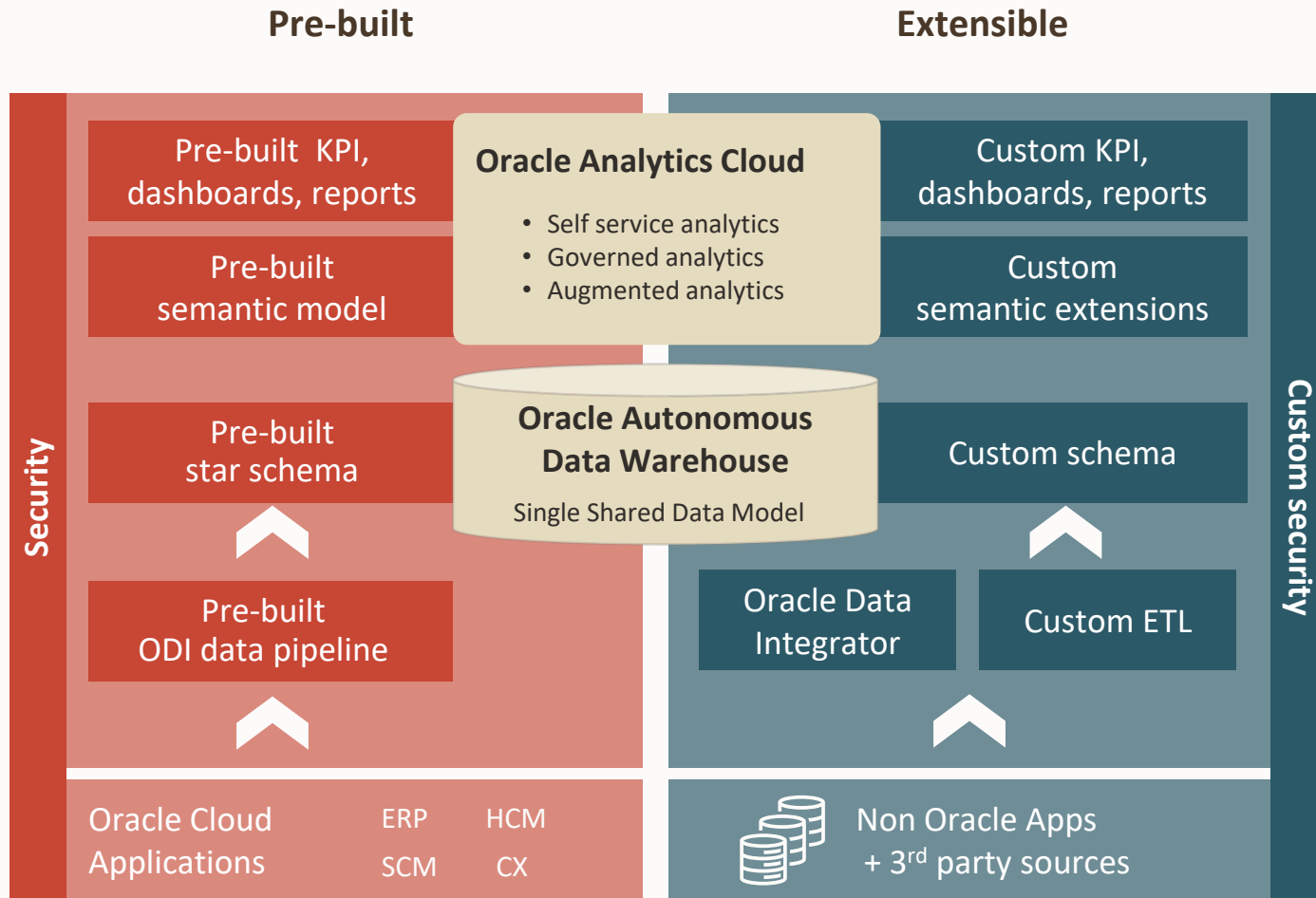
- AP Transactions Activity Analysis
- AP Open Invoices Analysis
- AP Balances Analysis
- AP Payments Analysis

Plus create your own analysis using the pre-built data model to your data

Fast Time to Value

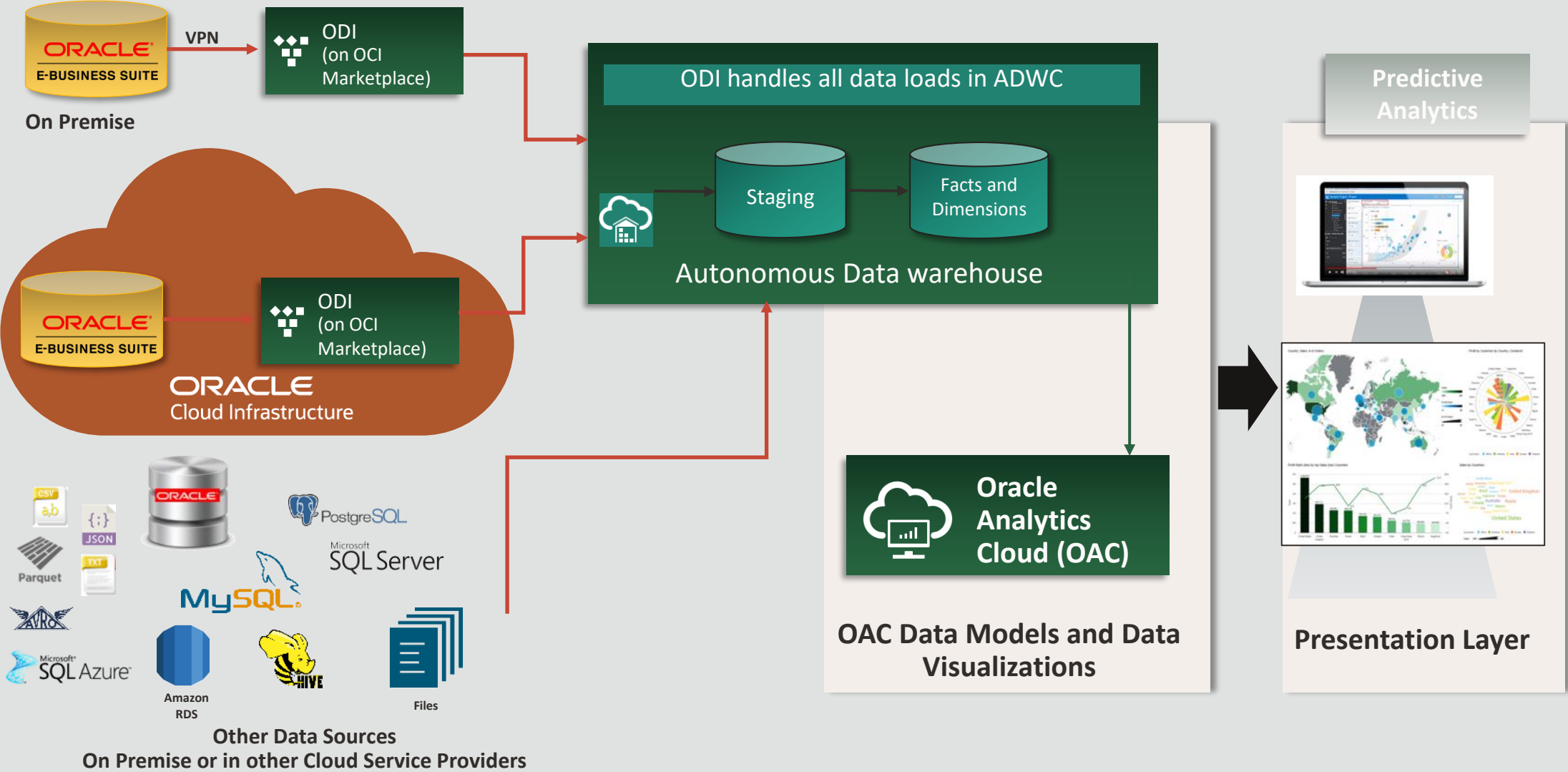


Pre-Built + Extensible



- Includes pre-built content delivered by Cloud Lift
- Platform services of OAC / ADW included
- Extensible at all layers

More value from your Campus Solutions data with Oracle Autonomous Data Warehouse (ADW) & Oracle Analytics Cloud (OAC)



4 Key Takeaways



Pre-Built

400+ Pre-Built Best Practice KPIs

25+ Pre-Built Dashboards and Reports

Runs on the latest Oracle Analytics Cloud and Autonomous Data Warehouse

Fast Time to Value

In a matter of weeks or few months

Extensible

Include other data sources

Single shared data model across Oracle Applications

Delivered by Cloud Lift

Thank you

ORACLE



<https://clubutilisateursoracle.org/>



delegation@clubutilisateursoracle.org



@clubutilisateursoracle



@ClubUtilisateursOracle



@ClubAUFO

*Suivez la
communauté
des utilisateurs
Oracle !*



CLUB UTILISATEURS
DE SOLUTIONS ORACLE