

ORACLE®

# PeopleSoft Financial Update & Roadmap

## Delivering Continuous Innovation

Amira Morcos  
Senior Director  
Oracle Product Strategy  
May 23rd, 2017

**ORACLE®**

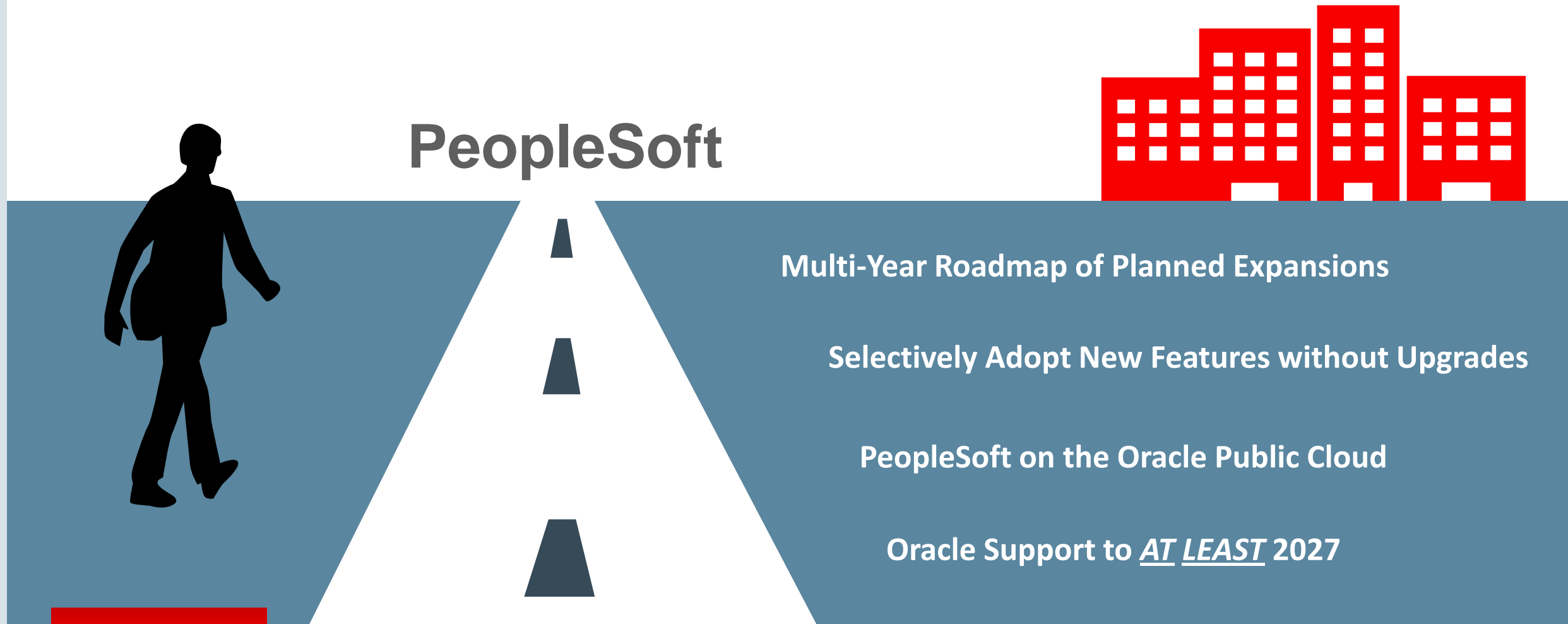
**ORACLE®**  
PEOPLESOFT

# Safe Harbor Statement

The following is intended to outline our general product direction. It is intended for information purposes only, and may not be incorporated into any contract. It is not a commitment to deliver any material, code, or functionality, and should not be relied upon in making purchasing decisions. The development, release, and timing of any features or functionality described for Oracle's products remains at the sole discretion of Oracle.

# Oracle's Applications Unlimited Strategy

## Commitment to PeopleSoft



# Lower Costs & Increased Agility - *A New Mindset*

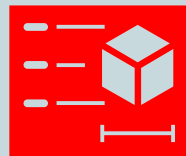
## PeopleSoft Selective Adoption Enabled by the PeopleSoft Update Manager



**A world without upgrades** — your business systems are agile.



**Updates are frequent** — new features and maintenance are easy to apply.



**You're in control** — you decide what to apply and when to apply them.

# PeopleSoft on the Oracle Cloud

**The Best of All Possible Worlds**



The PeopleSoft You Know



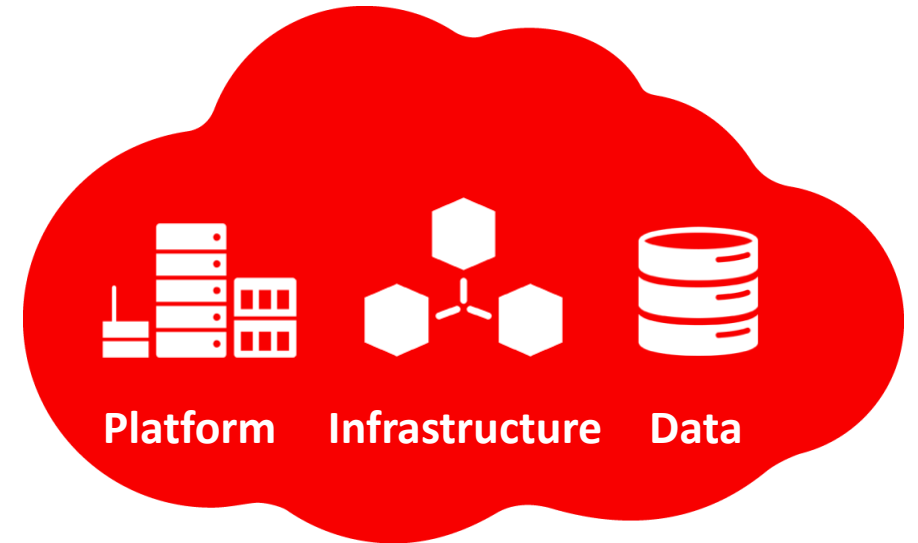
The PeopleSoft You Own



The PeopleSoft That Works

**ORACLE®**  
PEOPLESOFT

On the Cloud You Can Trust



Platform

Infrastructure

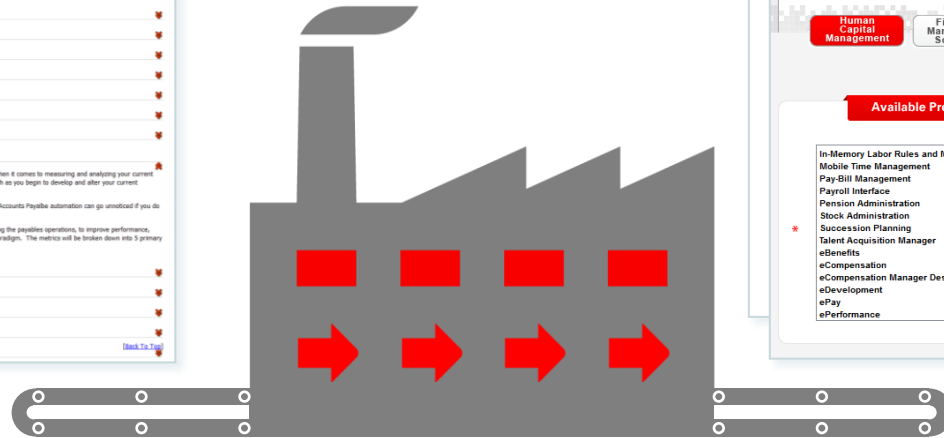
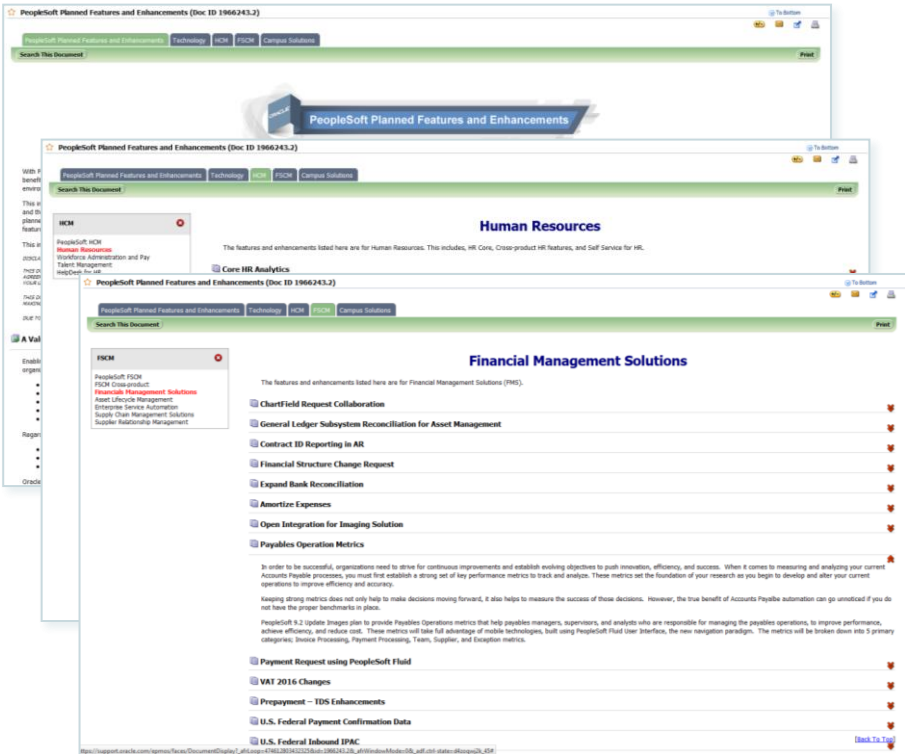
Data

**ORACLE®**  
CLOUD

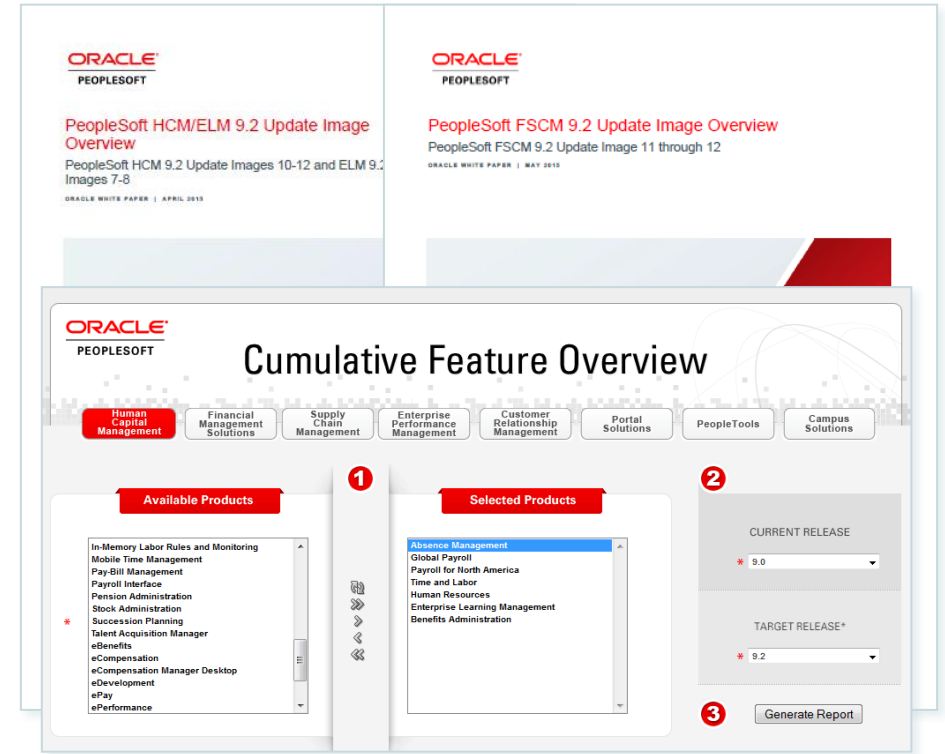


# Delivering Expansions

## Keeping Up with What Has Been Delivered and What Is Planned for Delivery



Planned Features  
and Enhancements



Update Image Overviews  
Cumulative Feature Overview

# PeopleSoft Investment Strategy

## Vote on the Roadmap

### Community Groups



### Community Ideas



My Oracle Support Community (MOSC)

Grants, Contracts, & Projects - PSFT (MOSC)

Overview Content People Subspaces

ANNOUNCEMENT: 2016 FMS Maintenance Schedule has been Released! Show Details

Categories: Contracts, Grants, Project Costing, Webcasts

ACTIONS: Start a discussion, Upload a file, Write a document, Create an idea

TITLE	AUTHOR	VIEWS	LATEST ACTIVITY
Mass Budget Finalization Process	Melanie Stapelman-Oracle	2	March 3, 2016 8:46:41 PM
Grants - ASSURANCE NUMBER (ASSURANCE_NBR) SHOULD BE 20 CHARACTERS	Melanie Stapelman-Oracle	3	March 3, 2016 8:29:10 PM
Federal billing compliance	Melanie Stapelman-Oracle	2	March 3, 2016 8:15:24 PM
FUNCTIONALITY TO DO BULK AWARD GENERATION FOR MULTIPLE PROPOSALS	Melanie Stapelman-Oracle	4	March 3, 2016 8:36:45 PM
WOULD LIKE PROJECT BUDGET APPROVAL AUTHORITY TO USE APPROVAL WORKFLOW ENGINE	Melanie Stapelman-Oracle	2	March 3, 2016 8:34:30 PM
Grants Portal - prevent users from viewing other users saved searches	Melanie Stapelman-Oracle	4	March 3, 2016 8:17:42 PM



# *We Heard You and Delivered*

## **My Oracle Support – Idea Space**

Description	Image Delivered
Distribute Supporting Documents with Billing Invoices via Email	Image 19
Turn Off or Override Chartfield Inheritance in AR for Specific Tasks	Image 19
Attachments Feature for Customer MICR & General pages	Image 21
Unpost Deposit with Direct Journal Attached	Image 19
Improve AR Update	Image 19
Ability to Override Inherited Chartfields for Write-off Transactions on Payment and Maintenance Worksheets	Image 21
Allow Deposits with Zero Payment Amounts	Image 21
Added Separate Invoice Numbering Rule for Consolidated Invoice Headers	Image 21

# PeopleSoft Financial Management Solutions

**Intuitive, Powerful & Expansive**



***Intuitive***

User Interaction



***Expansive***

Insights into your  
Financials



***Powerful***

Solutions to Business  
Problems

# Easy to Navigate with PeopleSoft Fluid UI

## Business Based Configuration – Navigation Collections (Image 18)

The screenshot displays the PeopleSoft Fluid UI interface for the Billing module. The top navigation bar includes a breadcrumb trail for "Credit to Cash Operations" and the "Billing" title. On the right, there are icons for home, search, flags, and a menu, along with a "New Window" button. The left sidebar contains a navigation collection with the following items: "My Billing Design" (checked), "Billing Definition" (highlighted), "Billing Options", "My Customers", "My Billing Invoices", "My Accounting", "My Reporting and Analysis", and "Billing WorkCenter". The main content area is titled "Billing Definition" and includes instructions: "Enter any information you have and click Search. Leave fields blank for a list of all values." Below this, there are buttons for "Find an Existing Value" and "Add a New Value". A "Search Criteria" section contains a "Business Unit" dropdown and a search input field. At the bottom, there are "Search" and "Clear" buttons, along with links for "Basic Search" and "Save Search Criteria".

Billing

Receivables

Payables

General Ledger

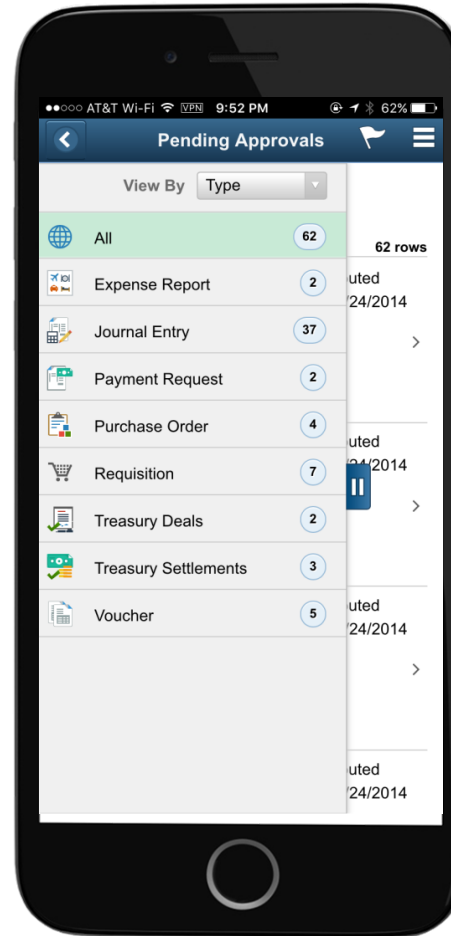
Cash & Treasury

# Efficient Compliance with PeopleSoft Fluid UI

## PeopleSoft Financials Mobile Approvals

### ✓ Efficient Support for Expanding Controls

- Delivered using Fluid UI
- Mobile
- Visually Appealing
- Configurable via Page Composer
- Richer Capabilities (e.g. Attachments, Comments)
- Already Available *Starting with Image 20*



Voucher Line	Item	Description	Quantity	UOM	Unit Price	Amount
1			0		0.00 USD	5,700.00 USD

**Journals, Vouchers, Payment Requests, Credit/Rebill, Control Budget Journals, AR Worksheets, Treasury, Reconciliations, ChartField Request, AR Refunds via Maintenance & Draft Worksheets, Deal Confirmation**

# PeopleSoft FSCM Fluid Approvals Capabilities

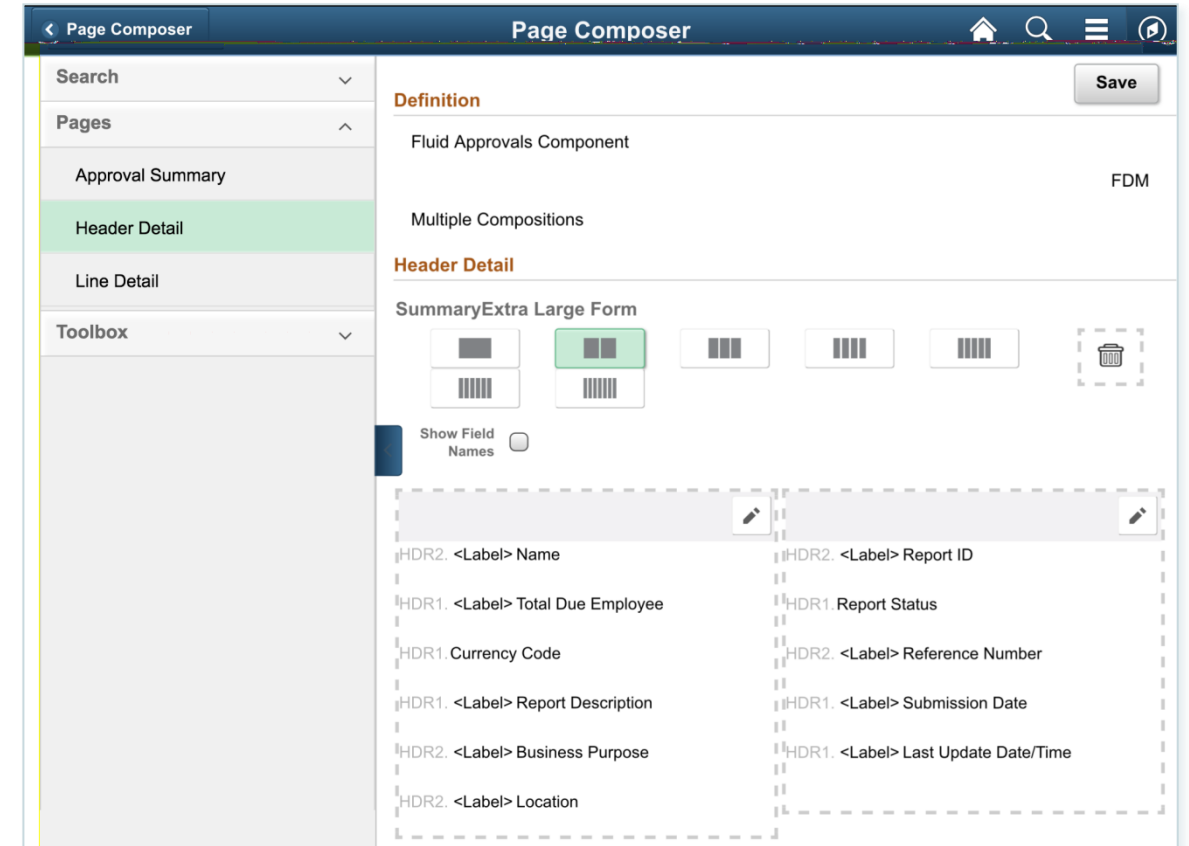
- Apply filters
- View approval chain/history
- Add/view comments
- View attachments
- Line level approvals (for KK Budget Journals in Financials only)
- View ChartField/accounting information
- Drag/drop fields to approval pages with Page Composer

# Modernize Your Applications and UX

## Approvals and Page Composer

### What It Means To You

- Replacing all approvals built using Mobile Application Platform (MAP)
- New approvals based on Fluid UI Page Composer delivered in image 20\*
- Adopt new approvals based on Fluid UI Page Composer
- Supporting MAP approvals until the end of June, 2017



See Oracle Support  
for more information

**ORACLE®**  
MY ORACLE SUPPORT

*click me* →



# Configuring Fluid via *PeopleSoft Page Composer*

**Before**

Expense Report

John Patterson  
182.80 USD  
3 line(s) are pending your approval

**Summary**  
Name John Patterson  
Report ID 0000000153  
Status Submitted for Approval  
Due Employee 182.80 USD  
Description Customer Meeting  
Business Purpose General Travel and Expense  
Location SAN JOSE/SILICON VALLEY, Calif  
Reference  
Submission Date 09/02/16  
Updated on 09/02/16 - 7:40 AM

▼ Lines  
Pending All

Approve Deny More

**After**

Expense Report

John Patterson  
182.80 USD  
3 line(s) are pending your approval

**Summary**  
Name John Patterson  
Report ID 0000000153  
Status Submitted for Approval  
Due Employee 182.80 USD  
Expense Report Customer Meeting  
Business Purpose General Travel and Expense  
Location SAN JOSE/SILICON VALLEY, Calif  
Reference  
Submission Date 09/02/16  
Updated on 09/02/16 - 7:40 AM  
Created On 09/02/16

▼ Lines

Approve Deny More

# Simplicity Improves Operational Efficiency

## Fluid Payment Request (Image 18)

✓ Reduce Workload for Accounts Payable

✓ Reduce Training Effort for Business Users

### KEY FEATURES

- Access via Self Service
- Easy to Use
- Full Control via Workflow

Carrier 9:29 AM 100%

Payment Request

1 Summary Information 2 Supplier Information 3 Invoice Details 4 Review and Submit

Exit Save For Later Next

Summary

Instructions Attachments (1)

Business Unit US001 Entered By Kenneth Schumacher

Invoice Number IVC008 Entered Datetime 11/05/14 12:07PM

Request ID 0000000008

\*Invoice Date 11/05/2014

\*Cost Sub-Total 800.00

Other Cost

Total Amount 806.00

\*Currency USD

Description INVOICE 008

Notes/Comments NOTES AND COMMENTS ARE HERE

# Powerful Solutions to Increase Efficiency

## Fluid Payment Request Center

- Filter by status or date
- Message center to ask/respond to questions

The screenshot displays the Oracle Fluid Payment Request Center interface. At the top, there is a navigation bar with a 'My Homepage' link. Below this, a filter bar shows 'All - 9/23/2000 to 12/22/2015'. A table lists payment requests with columns for Request ID, Entered Datetime, Supplier ID, and Supplier. A modal window titled 'Date and Status Option' is open, allowing users to filter requests by date range and status.

**Payment Request Center**

Cancel **Date and Status Option** Done

**Date Range**

From 09/23/2000 To 12/22/2015

**Status**

All	8
New	2
Denied	1
Submitted	1
Pending	1
Approved	1
Vouchered	1
Cancelled	1

Request ID	Entered Datetime	Supplier ID	Supplier
0000000010	12/22/2015 5:35PM	0000000044	Mel's Diner
0000000007	04/01/2014 10:26PM		Supplier New1
0000000006	04/01/2014 10:24PM	USA0000004	Star Rental Gr
0000000005	04/01/2014 10:22PM	USA0000001	Bay Area Elect
0000000004	04/01/2014 5:16AM	0000000044	Mel's Diner
0000000003	04/01/2014 4:52AM	GBR0000002	British Techno Supplies
0000000002	04/01/2014 4:51AM	BOOKS4U	Books for You
0000000001	04/01/2014 4:49AM	0000000047	Tiger Services

# Intuitive Accounting for Self Service

## Standard ChartField Framework Across FSCM (Image 14)

ChartField Display Template

CF Display Template

Find | View All

First 3 of 7 Last

\*ChartField Display Template

EX\_TRAVEL\_AUTH\_FL

+ -

\*ChartField Option

ChartField Values

▼

Description

Travel Authorization Template for Fluid

CF Display Template Display Options

1-18 of 18

Order	ChartField Name	*ChartField Display Option	Required Option	*Summary Display Option
1	Account	Component Default ▼	Required ▼	Group 1 ▼
2	Alternate Account	Component Default ▼	Not Required ▼	Group 1 ▼
3	Operating Unit	Component Default ▼	Not Required ▼	Group 1 ▼
4	Fund Code	Component Default ▼	Not Required ▼	Exclude ▼
5	Department	Component Default ▼	Not Required ▼	Group 1 ▼
6	Program Code	Component Default ▼	Not Required ▼	Exclude ▼
7	Class Field	Component Default ▼	Not Required ▼	Exclude ▼
8	Budget Reference	Component Default ▼	Not Required ▼	Exclude ▼
9	Product	Component Default ▼	Not Required ▼	Exclude ▼
10	PC Business Unit	Component Default ▼		Group 2 ▼
11	Project	Component Default ▼		Group 2 ▼
12	Activity	Component Default ▼		Group 2 ▼
13	Source Type	Component Default ▼		Exclude ▼

# Intuitive Accounting for Self Service

## Standard ChartField Framework Across FSCM *(Image 14)*

Assign CF Display Templates

Search Criteria

ChartField Display Template

EX\_TRAVEL\_AUTH\_FL

Travel Authorization Template for Fluid

Product Owner

Component Name

Description

Template Type

Search

Clear

Assign Template and Permissions

Personalize

Find

View All

First

1-2 of 2

Last

	Active	*Component Name	*Description	Use Default Template	ChartField Display Template	Template Type	System Maintained
1	<input checked="" type="checkbox"/>	EX_TAUTH_FL	Travel Authorization	<input type="checkbox"/>	EX_TRAVEL_AUTH_FL	All	
2	<input checked="" type="checkbox"/>	EX_TAUTH_INQ_FL	Travel Authorization Inquiry	<input type="checkbox"/>	EX_TRAVEL_AUTH_FL	All	

<

>

# Intuitive Accounting for Self Service

## Standard ChartField Framework Across FSCM *(Image 14)*

http://slc08azb.us.oracle.com:8000/?Page=EX\_TAUTH\_PHONE\_FL&Ac...

**Travel Authorization**

Report 0000000026 Pending

\*Description Visit to ABC Customer

► **General Information**

Expense Type ◇	Amount ◇
Airfare Travel	250.00 >
Rental Car	165.00 >
Hotel/Lodging	891.58 >
Dinner	>
Miscellaneous Charges	>

Save Submit

http://slc08azb.us.oracle.com:8000/?Page=EX\_TAUTH\_PH...

**Travel Authorization Details**

Expense Type Airfare Travel

Description Airfare

Merchant United ▼

Amount 250.00 USD

Accounting Detail

Done

http://slc08azb.us.oracle.com:8000/?Page=EX\_TAUTH\_PH...

Cancel **Travel Authorization Distribution** Done

Expense Type Airfare Travel

Amount 250.00 USD

**Accounting Summary** 2 rows

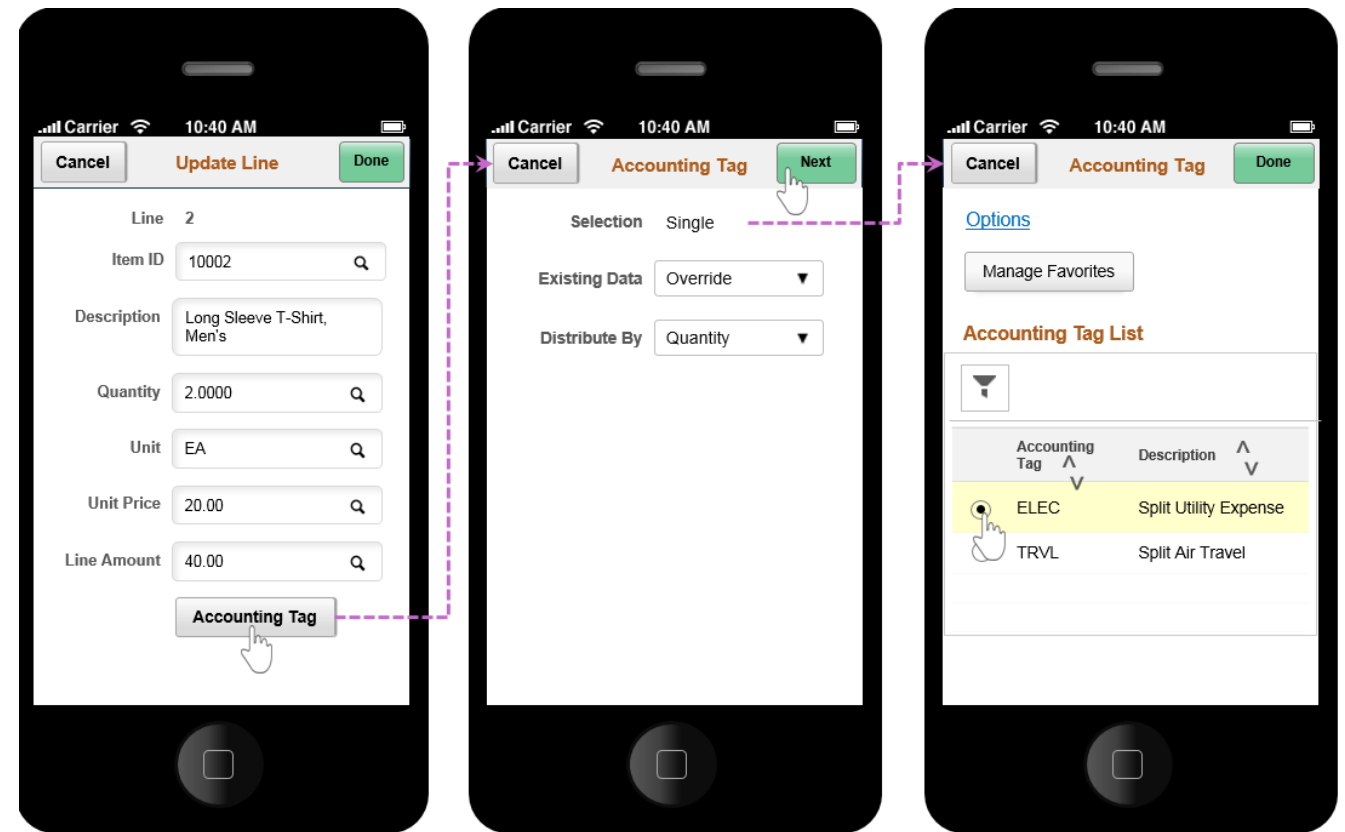
1	GL Unit US001 Account 501020 / Dept 41000 PC Bus Unit US001 / Project FININTPROJ / Activity FININTACT	125.00 USD >
2	GL Unit US001 Account 501020 / Dept 21000 PC Bus Unit US004 / Project 000000000000167 / Activity 000000000000002	125.00 USD >



# Intuitive Accounting for Self Service

## Accounting Tag Simplifies Data Entry

- Reduce Manual Entry
- Standardize ChartField Display
- ✓ Combine classic SpeedChart and SpeedType
- ✓ Standardize accounting entry definition
- ✓ Fluid and Classic (*phased rollout*)



# Intuitive Accounting for Self Service

## Accounting Tag Group (Image 18)

http://slc08azb.us.oracle.com:8000/?Action=U&CONTEXTIDPARAMS...

**Payment Request** < > ☰

Step 3 of 4

**Invoice Details**

**Invoice Lines** 1 rows

Line	Description	Line Amount
1	Syringe, 3mL, 25G x 1" Needle	50.00 >

\*Cost Sub-Total 50.00

Other Cost

Total Amount 50.00

\*Currency USD

http://slc08azb.us.oracle.com:8000/?Action=U&CONTEXTIDPARAMS...

**Update Line** Cancel Done

Line 1

Item ID 8881833510

Description Syringe, 3mL, 25G x 1" Needle

Quantity 1.0000

Unit

Unit Price 50.00000

\*Line Amount 50.00

Accounting Tag

Accounting Details

http://slc08azb.us.oracle.com:8000/?Action=U&CONTEXTIDPARAMS...

**Accounting Tag** Cancel Done

Total Amount 50.000

Options

Manage Favorites

**Accounting Tag List** 2 rows

Accounting Tag	Description
<input type="radio"/> SERVICE_CALLS	Service Calls
<input type="radio"/> UNDER_100	Under \$100

# FSCM Accounting Tag Expansion

**Rollout to Classic/Core Financial Transactions** *(Starting Image 22)*

- ✓ Simplify User Interaction
- ✓ Reduce Maintenance Efforts
- Purchase Order
- Voucher

The screenshot displays the 'Distributions for Schedule 1' window with the following details:

- Unit: US001, PO ID: NEXT, Line: 1, Schedule: 1
- Supplier: Item, Description
- \*Distribute By: Quantity
- Accounting Tag: [Empty field] Multi-Accounting
- Buttons: OK, Cancel, Refresh

The 'Accounting tags' dialog is open, showing the following sections:

- Options:** \*Existing Data: Override, Distribute By: Quantity
- Detail Information:** Total Quantity: 10.0000, Remaining Quantity: 10.0000, Undistributed Quantity: 10.0000
- Filter:** Manage Favorites
- Accounting Tag List:** A table with columns: Select, Accounting Tag, Description, Quantity, Percentage.

Select	Accounting Tag	Description	Quantity	Percentage
1	ADHOC_PO_ALL	ADHOC_PO_ALL	0.0000	0.00
2	ADHOC_PO_VP1	ADHOC_PO_VP1	0.0000	0.00
3	Q1	q1-5may	0.0000	0.00
4	Q3	q3-18may	0.0000	0.00
5	SR1	sr1	0.0000	0.00

Buttons: OK, Cancel

# Intuitive Supplier Self Service Experience

## Comprehensive Supplier Portal – *Public Access & Secured Home Pages*

- ✓ Improve Supplier Relationships
- ✓ Reduce Costs
- ✓ Negotiate Better Contracts

### Supplier Collaboration

- Content
- Actions

The screenshot displays the Oracle Supplier Self Service Portal interface. The top navigation bar includes 'Favorites', 'Main Menu', 'Home', 'Sign out', 'Add To', 'Notification', and 'NavBar'. The main content area is divided into several sections:

- Supplier Login:** Includes fields for 'User ID' and 'Password', a 'Sign In' button, and a 'Forgot Password?' link. Below this are links for 'Register as a Supplier', 'Register as a Sourcing Bidder', and 'Create New User Accounts'.
- Welcome:** A central message stating: 'Welcome to the Supplier Portal. This is the central access point for our suppliers and business partners to view valuable information related to conducting business with us. In addition, active suppliers and business partners may also login to our secure system from this portal to access current transaction information for their accounts.'
- Announcements:** Features a 'Holiday Schedule' (February 15th - Presidents' Day, July 4th - Independence Day, November 27th - Thanksgiving, December 25 - Christmas) and a 'New Location' announcement.
- Contact Us:** Includes a 'Contact Us' button, a photo of a customer service representative, and contact information: 'For assistance please call: 1-866-682-4770', 'Email Support: [Support](#)', and 'Email Sales: [Sales](#)'.
- Supplier Dashboard:** Shows 'Midtown Computer Supplies' and 'Welcome James Scott'. It includes a 'Discussions Lost/Taken' table and a bar chart.

Business Unit	US001	Display Curren... USD		
	Lost	Taken		
	Converted Amount...	Number of Vouche...	Converted Amount...	Number of Vouche...
2014				
All	449,400	5	408,880	

The bar chart shows 'Converted Amount' on the Y-axis (0 to 500) and 'Year' on the X-axis (2014). The blue bar represents 'Lost' discussions (449,400) and the orange bar represents 'Taken' discussions (408,880).

The bottom section of the dashboard includes 'My Alerts' (POs with Overdue Shipments (20), Unacknowledged POs (23)), 'Pending Review' (Documents Waiting Review (3), Documents Waiting Signatures), 'Links', 'My Shortcuts' (Self-Service Invoice, Create PO Acknowledgment, Update Profile, Initiate Supplier Change), 'My Profile Information', 'My Bidding Events', and 'My Quotes'.

# Intuitive Supplier Self-Service

## eSettlements - Review Invoices

- ✓ Reduce AP Workload
- ✓ Efficient payment flow
- ✓ Reduce *Annoying* Vendor Calls

- Invoice Status
- ChartField Data

The screenshot displays the Oracle eSettlements 'Review Invoices' interface. The top navigation bar includes 'Favorites', 'Main Menu', 'eSettlements', 'Invoices', and 'Review Invoices'. Below the navigation bar, there's a search bar with a dropdown set to 'All' and a search button. The main content area is titled 'Review Invoices' and 'Invoice Inquiry'. It features a 'Search Criteria' section with fields for 'Invoice', '\*Buyer' (set to 'US001'), 'Supplier', 'Invoice Status', 'Payment Status' (set to 'Unpaid'), and 'View' (set to 'Invoices'). There are 'Search' and 'Clear' buttons. Below the search criteria, there are sorting options: '1st Sort' (Due Date) and '2nd Sort' (Invoice Number). An 'Advanced Search' button is also present. The 'Invoice Summary' section shows a table with columns 'Business Unit/Voucher ID' and 'Select'. The table lists 10 rows of invoice data. To the right, there's a detailed view of an invoice cycle, showing 'Invoice wlf25z2', 'Voucher 00000218', 'Invoice Date 02/24/2015', 'Due Date 03/26/2015', 'Buyer US001', 'Supplier USA0000001', 'Gross Amount 102.00 USD'. Below this, there's a flowchart showing the invoice cycle stages: 'Invoice Creation', 'Matching', 'Preapproved', 'Dispute Status', 'Payment Selection', and 'Paid'. At the bottom, there's an 'Invoice Summary' table with fields like 'Due Date', 'Discount End', 'Date', 'Approval Status', 'Payment Terms', 'Net Amount', 'Discount Amount', 'Invoiced Tax', and 'Freight Amount'.

Business Unit/Voucher ID	Select
1 US001/00000217	
2 US001/00000217	
3 US00100000217	
4 US001/00000218	
5 US001/00000218	
6 US00100000218	
7 US001/00000219	
8 US001/00000219	
9 US00100000219	
10 US001/00000220	

Field	Value
Invoice	wlf25z2
Voucher	00000218
Invoice Date	02/24/2015
Due Date	03/26/2015
Buyer	US001
Supplier	USA0000001
Gross Amount	102.00 USD

Field	Value
Due Date	03/26/2015
Discount End	
Date	
Approval Status	Approved
Payment Terms	Net 30
Net Amount	102.00 USD
Discount Amount	0.00 USD
Invoiced Tax	0.00 USD
Freight Amount	0.00 USD

# Intuitive Supplier Self-Service to Reduce Training Needs

## Supplier Portal via Fluid

- Public and secure supplier portals
- Simple role-based tile navigation
- New alerts, analytics and notifications
- New business process designs

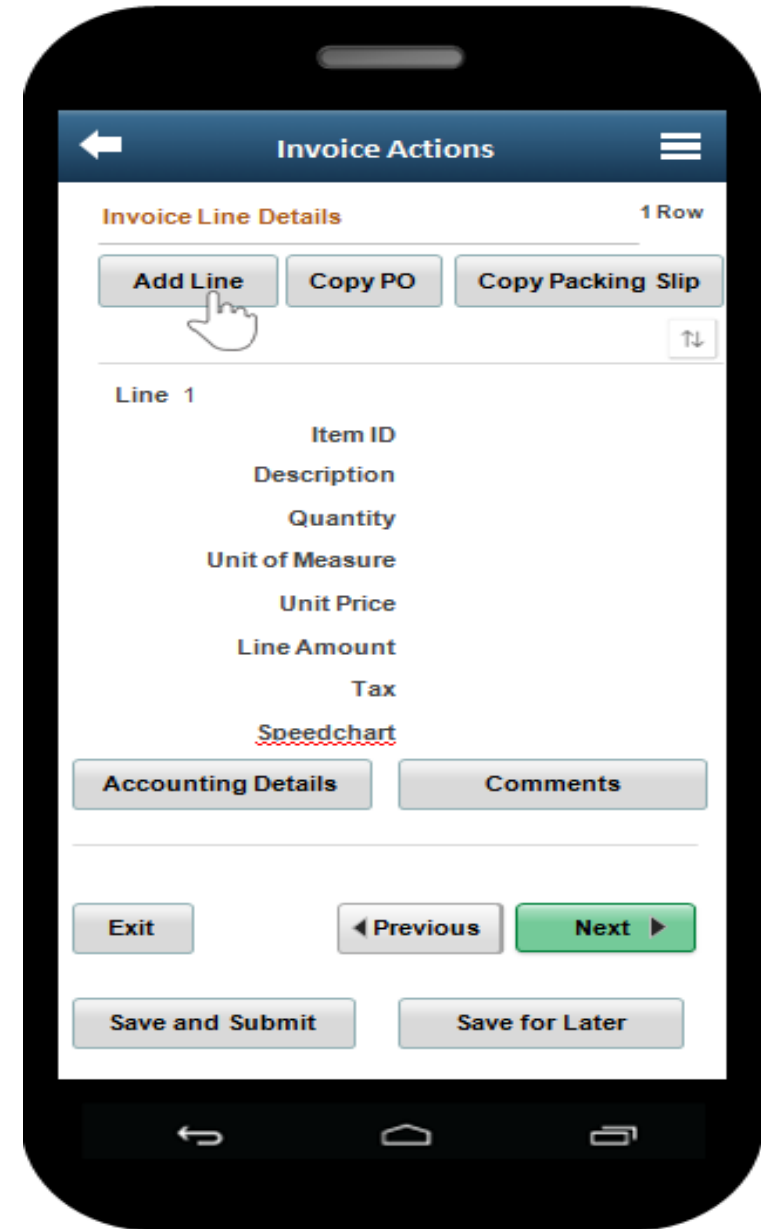
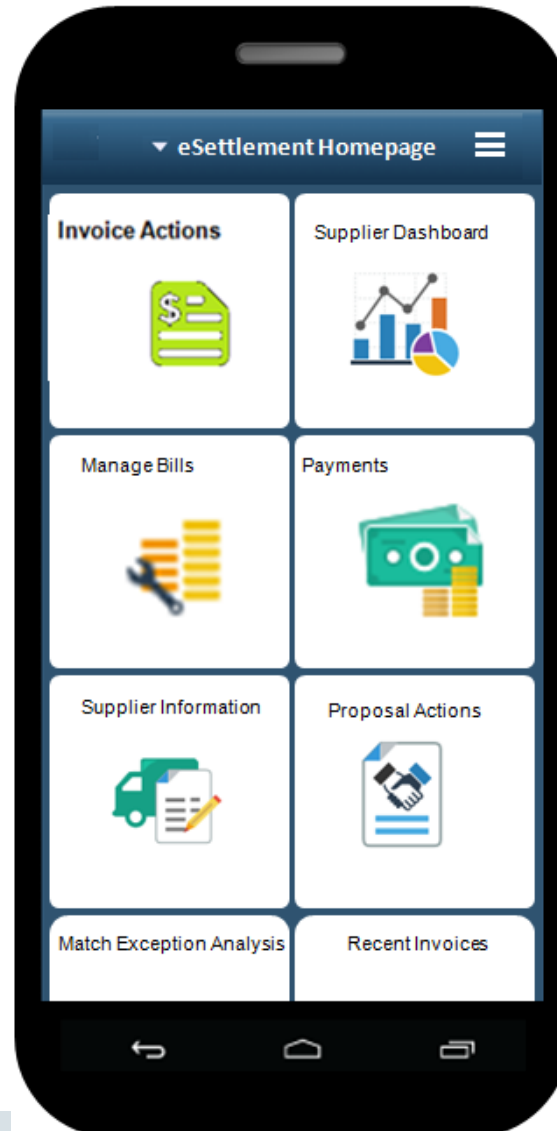




# Intuitive Self Service Reduces Costs

## eSettlements *Supplier Collaboration - Fluid*

- ✓ Reduce Workload for Accounts Payable
- ✓ Improve Supplier Relationships
- Manage Invoices & Payments
- Use Defaults to Simplify
- Review Match Exceptions
- Real Time Collaboration

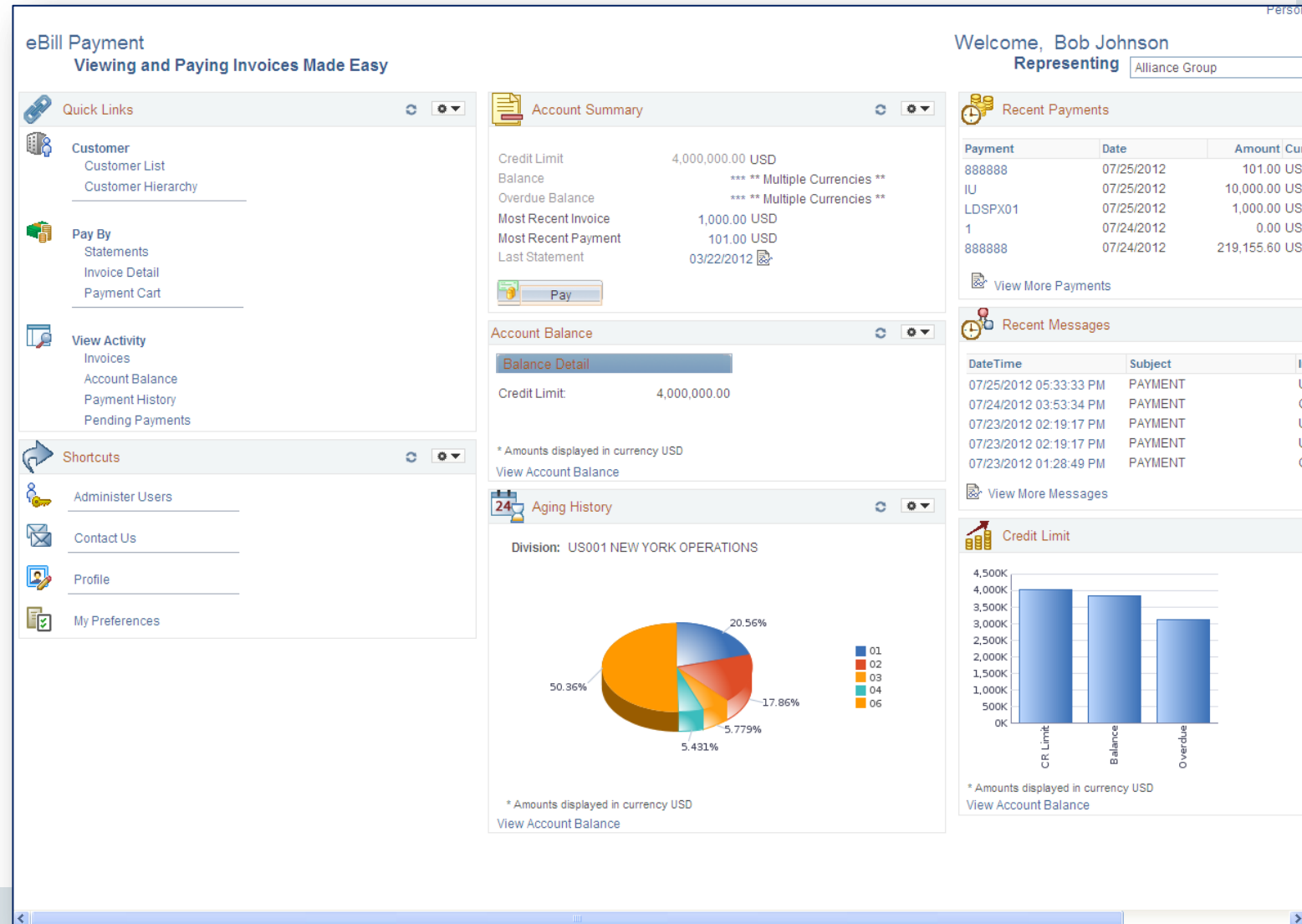


Planned for  
Roadmap

# Increase Productivity Through Simplified User Interaction

## PeopleSoft eBill Payment

- ✓ Collect Bills Faster
  - ✓ Reduce operational overhead
  - ✓ Expand customer access
- Business paying for goods & Services
- Students/Faculty paying for housing/services



# Simplicity Reduces DSO

## Payment Methods – PayPal (Image 16)

### KEY BENEFITS

- ✓ Faster collections
- ✓ Reduce processing cost

### KEY FEATURES

- Flexible payment options
- Additional payment method PayPal

The screenshot displays the 'Payment Cart' interface, which is the first step in a four-step process. The top navigation bar includes 'Payment Cart', 'Make Payment', 'Payment Confirmation', and 'Payment Results'. The 'Payment Cart' section shows 'Advanced Consulting' as the merchant and a list of invoices in the cart. A red box highlights the '\*Payment Method' dropdown menu, which is currently set to 'PayPal'. Below the invoices, there are buttons for 'Select All', 'Deselect All', and 'Clear Cart'. A 'Totals' section at the bottom summarizes the cart contents. The interface also includes links for 'Review Messages' and 'Contact Us', and buttons for 'Exit', 'Save', and 'Next'.

**Payment Cart - Step 1 of 4**

Advanced Consulting [Review Messages](#) [Contact Us](#)

The invoices shown are currently in your Payment Cart.

\*Payment Method PayPal

**Invoices in the Cart**

Pay	Invoice	Due Date	Invoice Balance	Remaining Balance	Payment Date	Payment Amount	Currency	Short Pay Reason	Remove
<input checked="" type="checkbox"/>	INV1101	12/14/2015	1,197.89	1,197.89	12/15/2015	0.49	USD	Short	
<input type="checkbox"/>	OC-14	03/05/2008	4,575.74	4,575.74	12/15/2015	0.34	USD		

[Select All](#) [Deselect All](#) [Clear Cart](#)

**Totals**

Count	Selected	Invoice Balance	Remaining Balance	Payment Date	Payment Amount	Currency
2	1	5,773.63	5,773.63	12/15/2015	0.49	USD

\* Required Field

[Return to Home Page](#)

[Exit](#) [Save](#) [Next](#)

# Simplicity Improves Customer Satisfaction

## PeopleSoft Fluid eBill Payment

Planned for  
Roadmap

- ✓ Reduce Workload for Collections
- ✓ Improve Student/Faculty or Business to Business Relationships
- Paperless Invoicing
- Faster Dispute Resolution
- Flexible Payment Options



# Simplicity Improves Finance Efficiency

## ChartField Request Collaboration

- Configurable Chart of Accounts Request
- Expand for approvers to update or change any attributes for “Add” request (*Image 14*)
- Modify template after initiation use (*Image 21*)

The screenshot displays the Oracle ChartField Request Collaboration form. At the top, it shows the Request ID (00000000000000000000000000000002), Request Status (Newly Created), Field Action (Add), and Telephone field. On the right, it shows SetID (SHARE), Field Name (ACCOUNT), Field Value, and Email ID (peoplesoft@oracle.com) with a Copy button. The form is divided into several sections: Core Information, Business Justification, Request Comments, and Trees. The Core Information section includes checkboxes for Allow Book Code Override, Control Account, and Statistical Account, as well as fields for Effective Date (08/04/2015), Status (Active), Book Code (B), Monetary Account Type (E), Unit of Measure, Description (Test), and Short Description (Test). The Business Justification section shows Attachments (0). The Request Comments and Trees sections are currently collapsed. At the bottom, there is a Request Action dropdown menu, a Go button, and a summary section showing the Requester (VP1), Entered By (Kenneth Schumacher), Updated By (VP1), and Entered/Updated Date/Time (08/04/2015 3:24PM).

Request ID 00000000000000000000000000000002  
Request Status Newly Created  
Field Action Add  
Telephone

SetID SHARE  
Field Name ACCOUNT  
Field Value  
Email ID peoplesoft@oracle.com

Copy

**Core Information**

☐ Allow Book Code Override  
☐ Control Account  
☐ Statistical Account  
\*Effective Date 08/04/2015  
\*Status Active  
\*Book Code B  
Monetary Account Type E  
Unit of Measure  
\*Description Test  
\*Short Description Test  
Account / Alt-Account Mapping

**Business Justification**

Attachments (0)

**Request Comments**

**Trees**

Request Action Go

Requester  
Entered By VP1 Kenneth Schumacher Entered Date/Time 08/04/2015 3:24PM  
Updated By VP1 Kenneth Schumacher Updated Date/Time 08/04/2015 3:24PM

# Connecting Business Users to Simple Request

## Financial Structure Change Request

Planned for  
Roadmap

### KEY BENEFITS

- ✓ Increase Productivity Thru Simplicity
- ✓ Anywhere, Anytime
- ✓ Empower Business Users

### KEY FEATURES

- Access via Self Service
- Leverage Questionnaires and Configurable Templates
- Manage ChartField Trees
- Request on Behalf

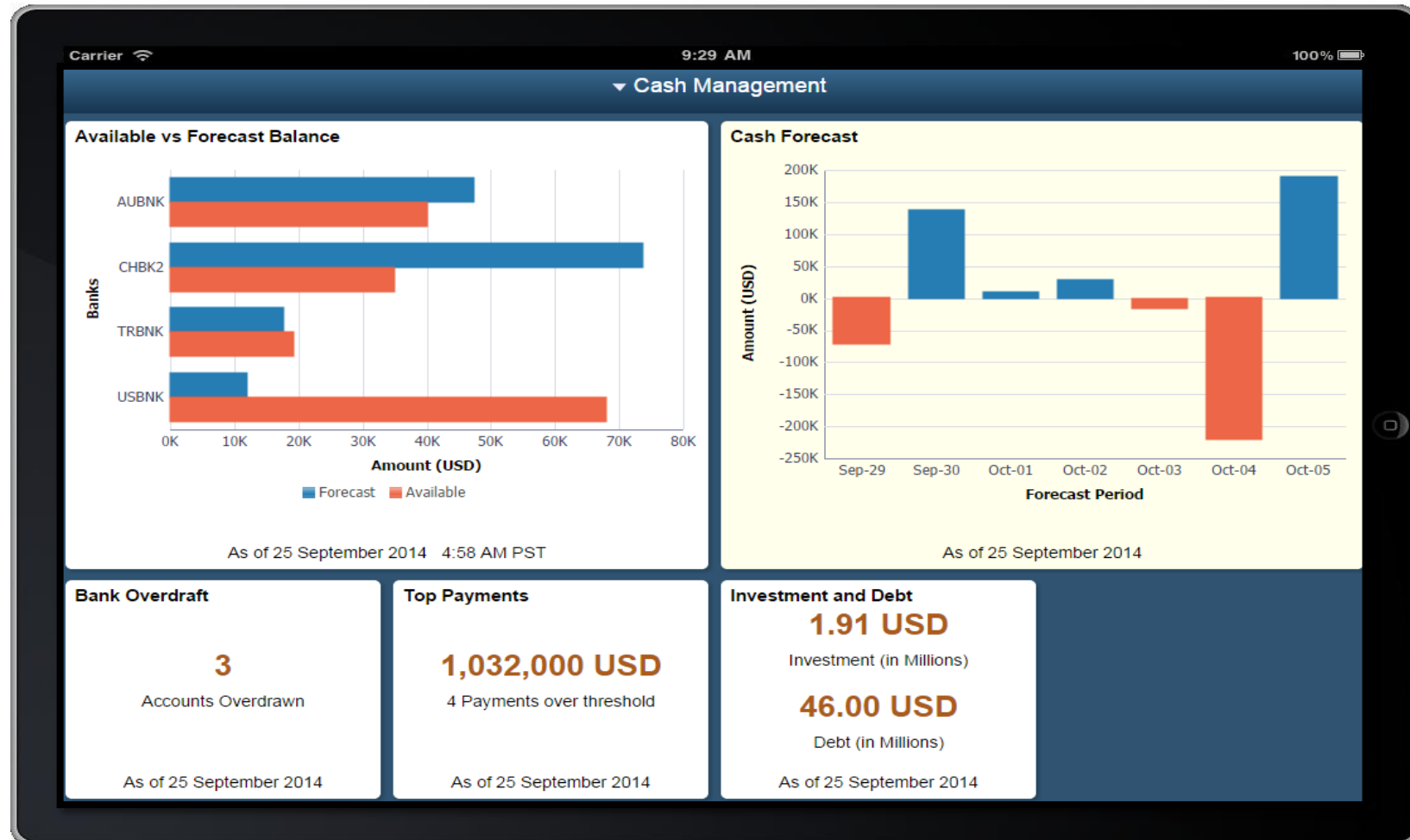
The screenshot displays the 'Financial Structure Change Request' application interface on a tablet. The interface is divided into two main sections: a left sidebar and a main content area. The sidebar, titled 'Add Chartfield : Account', contains a list of steps: 'Add Account' (IN PROGRESS), 'Core Information' (IN PROGRESS), 'Business Justification' (NOT STARTED), 'Upload Attachment' (NOT STARTED), 'Tree Update' (NOT STARTED), and 'Request Comment/Question' (NOT STARTED). The 'Core Information' step is currently selected and highlighted in green. The main content area, titled 'Core Information:', contains various input fields and controls: '\*Effective Date' (05/14/2015), '\*Status' (Active), '\*Book Code' (with a search icon), 'Monetary Account Type' (with a search icon), 'Unit of Measure', '\*Description', '\*Short Description', 'Alt-Account Mapping' (with a search icon), 'Control Account' (No), and 'Statistical Account' (No). The top of the interface features a navigation bar with 'Exit', 'Financial Structure Change Request', and 'Previous'/'Next' buttons. A red banner in the top right corner indicates 'Planned for Roadmap'.



# Expansive Visibility of Cash

## Cash Management Home Page

- ✓ Ensure sufficient funding
- ✓ Improve bottom line
- ✓ Increase return on investment
- Manage global cash
- Accurately forecast short/long term cash needs



# Increase Simplicity Through PeopleSoft Fluid

## Deeper Visibility on the Go

Planned for  
Roadmap



### Available vs. Forecast

- Details of forecasted and available bank balance amounts



### Cash Forecast

- Detailed information for each forecast type in different views



### Investment & Debt

- Details of investment & debt
  - Long/short term
  - Floating/fixed



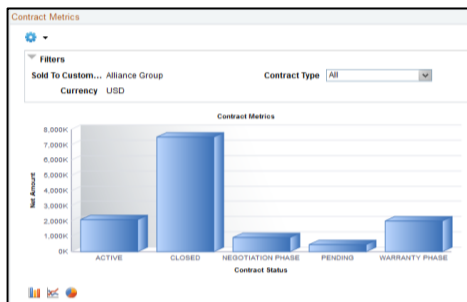
### Bank Transfers on the Go

- Initiate bank transfers any time, any where
- Leverage existing templates with amount thresholds

# Oracle Financial Reporting Overview

## PeopleSoft Reporting – Delivered with Financial Applications


### Inquiries & Pivot Grids



#### Transactional Reporting Ad-Hoc Query & Analysis

- Out of the Box Queries & Reports
- **Configurable Analysis Framework**

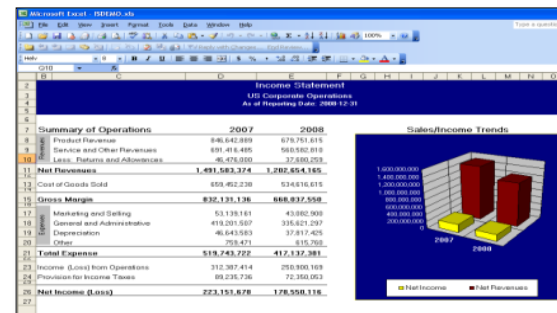
### PeopleSoft BI Publisher



#### Format Reports Create Forms & Executive Reports

- A Tool to Format Reports
- Create Burst-able Forms

### PeopleSoft nVision



#### Operational Reporting

- Analyze Your Business
- Respond Quickly to Business Needs

### PeopleSoft Query Manager

### Oracle Business Intelligence – Financial Analytics



#### Analytical / Predictive Scorecards and Dashboards

- Proactive Monitoring & Alerting
- Track and Monitor Progress
- Scenario & What-if Analysis
- Multi-Dimensional Analysis

**Tactical** → **Strategic**

# Manage and Delegate Operational Work

## Quick Decisions with Simplified Analytics (Image 19)

- ✓ Manage and delegate operational work queue
- ✓ Take immediate action on critical work
- ✓ *Quick decision with simplified analytics*
- *Billing Specialist Workload, Customers on Hold*

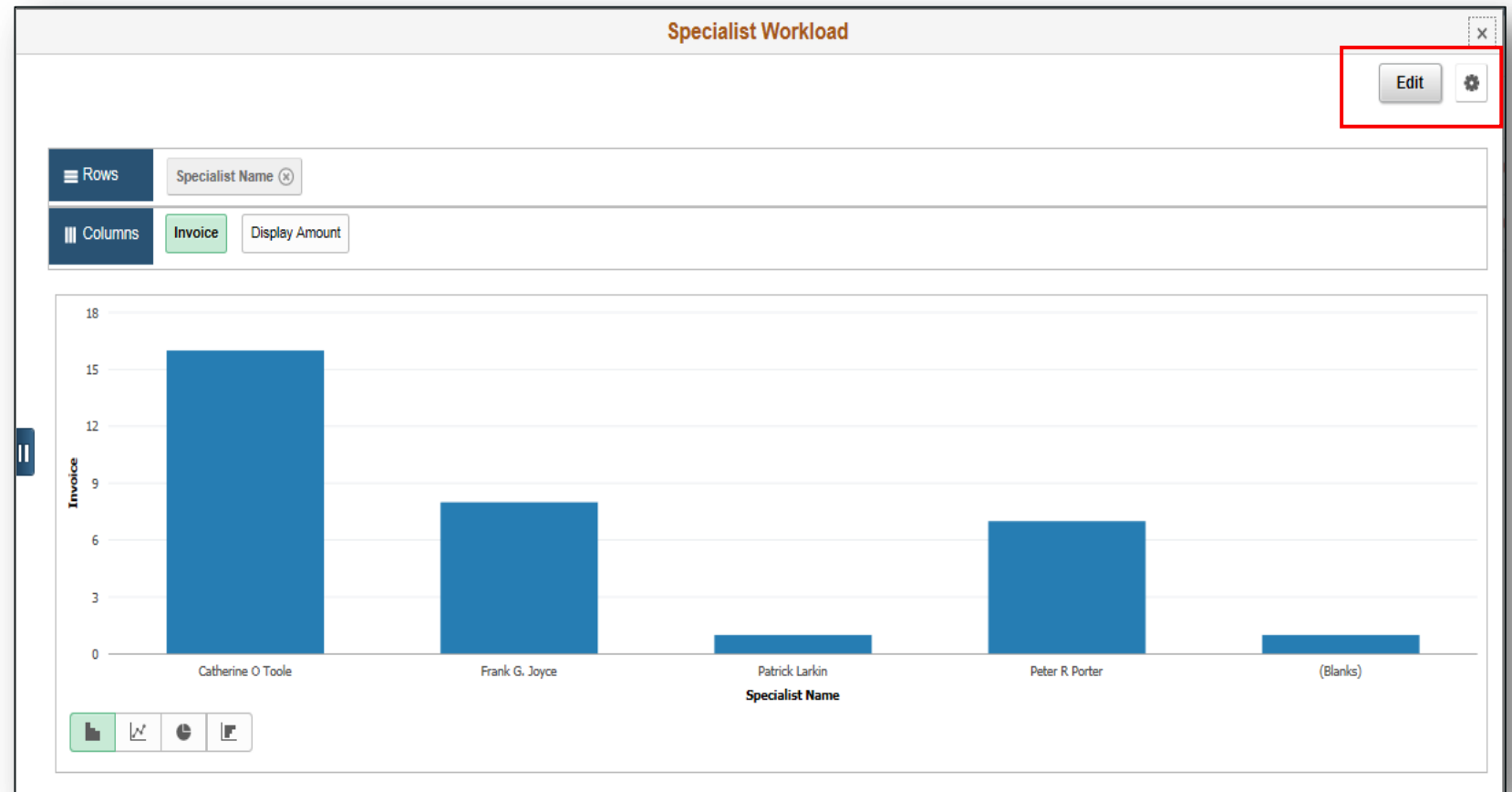
The screenshot displays the Oracle Billing WorkCenter interface. The main content area is titled 'Invoices Not Finalized' and shows a table of invoices. The left sidebar contains a 'My Work' section with a list of work items, including 'Invoices Not Finalized' (20), 'Consolidated Invoices Not F...' (3), 'Invoices Pending My Approval', 'Invoices Not Submitted for...', 'Invoices Pending Approval', 'Installment Invoices Not Ge...' (2), 'Recurring Invoices Not Gen...' (2), 'Recurring Schedules Expiring', 'Invoices Entered Today', 'Recent Invoices', and 'Recent Credit and Rebill Inv...'. The right sidebar, titled 'My Analytics', is highlighted with a red box and contains a '+' icon and two items: 'Billing Specialist Workload' and 'Customers on Hold', each with a red 'x' icon.

Business Unit	Invoice	Bill To	Customer Name	Invoice Amount
US001	TMP-00000013	1005	Golden Inc.	75,000,000.00
US001	TMP-00000012	1005	Golden Inc.	1,100.00
US001	TMP-00000011	1005	Golden Inc.	1,100.00
US001	TMP-00000005	1001	Apex Systems	52,747,154.02
US001	RE-00006633	1010	Florence Garden	1,515.00
US001	RE-00006632	1010	Florence Garden	2,235.00
US001	RE-00006621	1010	Florence Garden	50,295.71
US001	RE-00006620	1010	Florence Garden	77,144.02

# Make Informed Decisions

## Simplified Analytics

- Configurable for Adhoc Analysis
- Users Can Change Output without Touching Query



# Make Informed Decisions

## User Driven Analysis

Edit Analytics

Next

\*Analytics Name

Specialist Workload

\*What kind of analytics would you like to create?

Billing Specialist Workload

Display Option

Would you like to use a chart?

Yes

Would you like to use a simple table?

Would you like to use a pivot grid?

■ Change Output

■ Change Filters

Edit Analytics

Previous

Next

\*Analytics Name

Specialist Workload

\*Display Currency

USD

Business Unit

Choose Fields

☐ Billing Specialist

☒ Status

☒ Bill Type

☒ Business Unit

☐ Date Added

☐ Invoice Amount

☒ Specialist Name

☐ Display Currency

☒ Bill Source

☒ Customer

☐ Billing Currency

☒ Contract

☒ Invoice

☒ Invoice Type

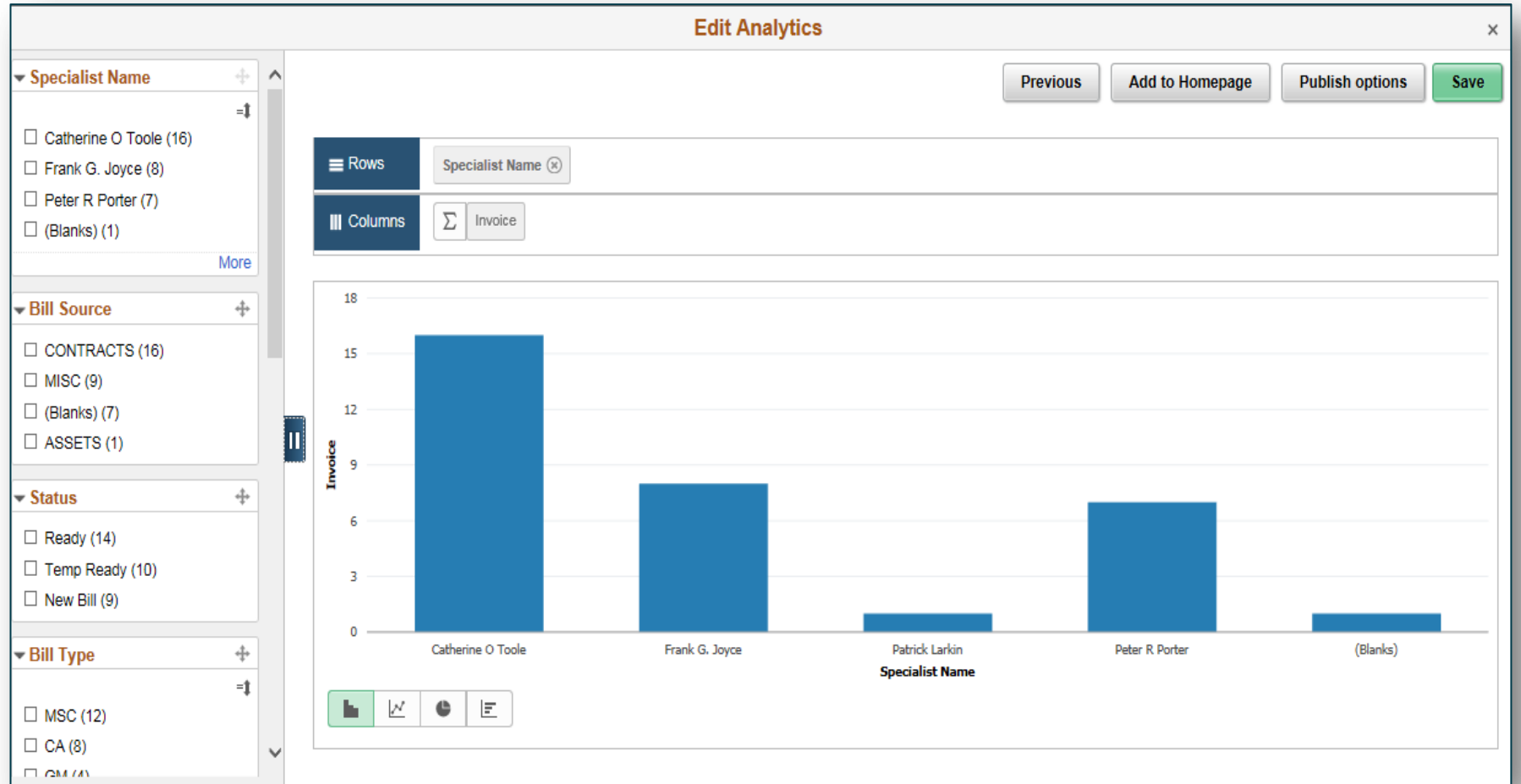
☒ Project

☐ Display Amount

# Make Informed Decisions

## Simplified Analytics

- Create Personalized Analytic Page
- Publish to Home Page
- Share with Others



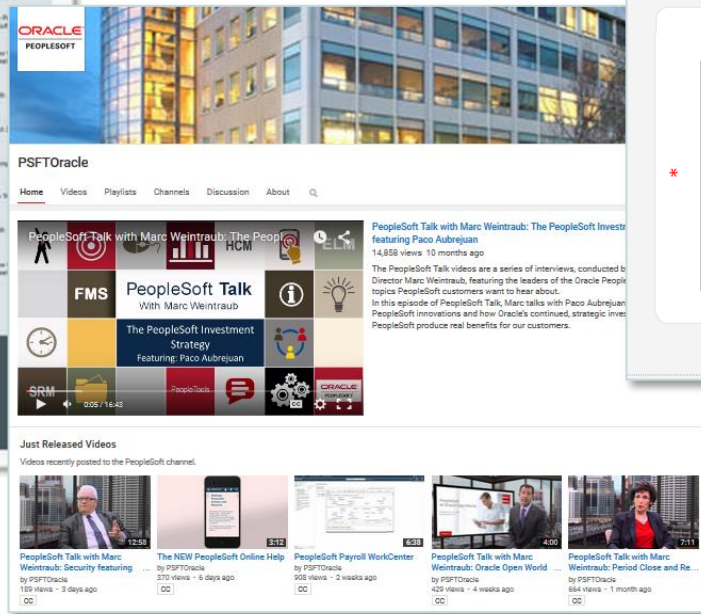
# Get Connected and Stay Informed

## Key PeopleSoft Information Sources



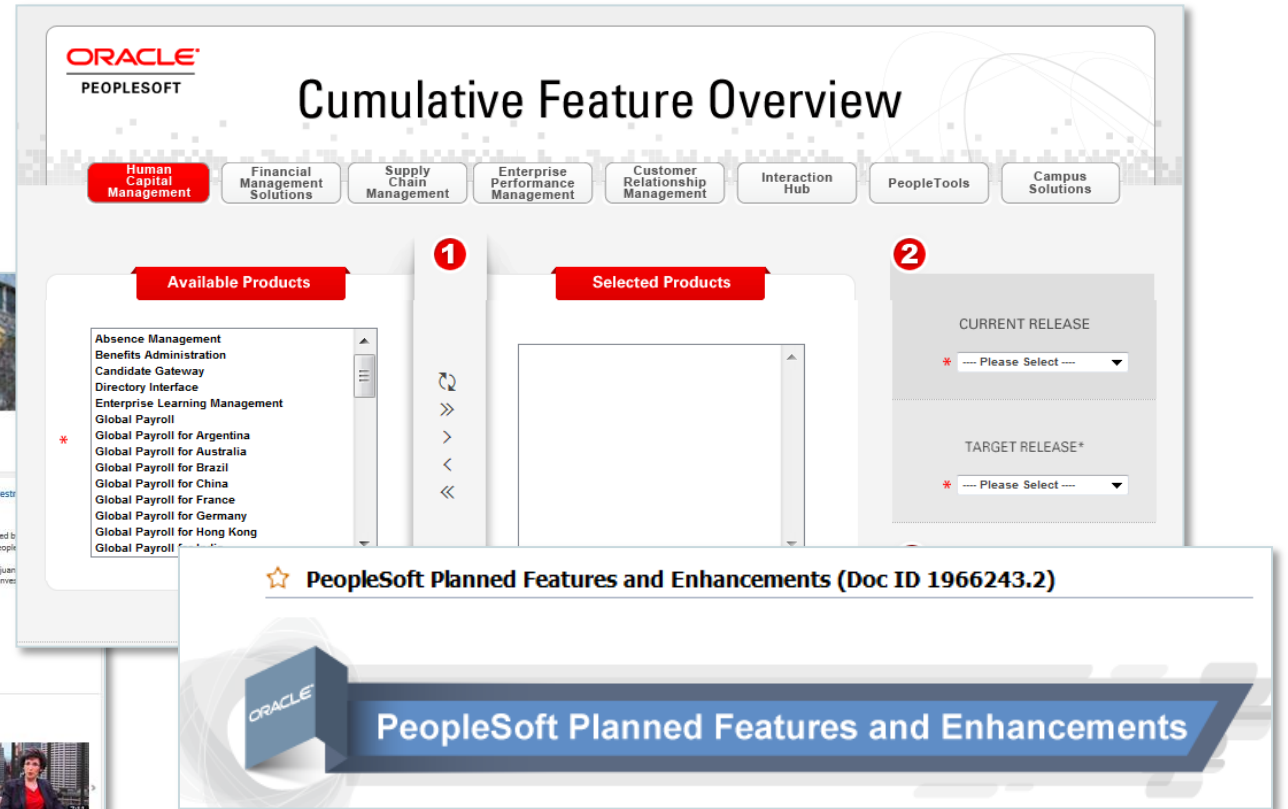
**PeopleSoft Information Portal**

**PeopleSoft Video Feature Overviews and PeopleSoft Talks**



**Social Media**

**PeopleSoft CFO Tool**



**PeopleSoft PFE**





A woman with long brown hair and glasses is sitting at a wooden table in a cafe or office setting. She is wearing a brown leather jacket over a blue patterned scarf. She is holding a black smartphone to her ear with her left hand and looking down at an open magazine on the table with her right hand. The background is slightly blurred, showing other people and interior decor.

# Questions and Answers

ORACLE®